

Product Catalogue 2020

– Nilfisk grey line





Nilfisk – with you all the way

Every day, throughout the world, people need clean workplaces, institutions, factories, hospitals, schools, airports and homes. And as global populations grow bigger, and living standards improve, the demand for cleaning and improved quality of life worldwide increases.

With over 110 years of experience in the cleaning technologies business, Nilfisk leverages constant innovation to lead the industry both in terms of our products and our expertise as a service partner.

Our solutions help our customers around the world, professional as well as private, keep their facilities and homes clean. By empowering our customers with the world's leading cleaning technology we are clearing the way for a safer, cleaner and more productive everyday.

Dedicated to getting you greener

At Nilfisk we are committed to setting standards for our industry and the cleaning services we offer you. Nilfisk is the proud signatory to the United Nations Global Compact and the Carbon Disclosure Project. Therefore, we have also worked closely with our suppliers to have them sign and commit to the ten principles of the United Nations Global Compact.

We focus on our own internal consumption of resources and work actively to lower our carbon footprint. Our production facilities are certified under ISO 9001 and ISO 14001 Environmental Management System, and we collect detailed figures and monitor all emissions deriving from our company.

ISO 9001 ensures a standardised approach to the basic handling of production by ensuring specific standards.

ISO 14001 ensures environmental stewardship, and requires an environmental management system which addresses processes and activities related to management and control of environmental everyday tasks.

We focus on lowering your total cost of operation and maximise your return on investment by developing efficient, easy-to-use and reliable products with improved environmental performance – using less energy, less water and less detergent. It is our goal to accomplish more with less – meaning reducing cost for you as our customer whilst simultaneously improving our environmental footprint.

Nilfisk Liberty SC50

FREEDOM TO DO BETTER

With a century's knowledge behind its development, and today's most advanced robotics technology powering its capabilities, the autonomous Nilfisk Liberty SC50 represents our commitment to delivering the world's most intelligent cleaning solutions.

Contact your local
representative for more information



Index

Commercial Vacuum Cleaners

VP100	10
VP300 HEPA	11
VP930	12
VP600	13
VP600 Battery	14
GD 5 Back Pack	15
GD 5 Battery	16
VU500	17
GU 700A	18
VL100	19
VL500	20
Overview of Accessories	21

Industrial Vacuum Cleaners

118	23
VHS120	23
All-In-One	
Industrial Vacuums	24
S2B-S3B	25
S2-S3	25
VHS110 ATEX	26
CTS 22-CTS40-CTT40	27
T22-T40-T40W-T75	28
TPLUS series	28
3707-3907 series	29
3997-3997W-3997WC	29
VHC110 - VHC120 - VHC200	30
VHO200	31
ECO OIL 13 & 22	31
Industrial Vacuums for Additive Manufacturing	32
IVT1000	33

VHS110 CR	33
VHW200/201/210/211	34
VHW310/311	43
VHW320/321	35
VHW420/421	35
VHW440	36
R series	37
Pneumatic Conveyors	38
Centralised Vacuum Systems	39
GM 80P	40
IVB 965 SD XC/ IVB 965 – 2H/M SD XC	41
IVB 7X – ATEX TYPE 22	42
IVB 995 ATEX TYPE 22	43
Overview of Accessories	44

Scrubber Dryers

SC100	48
SC250	49
SC351	50
SC401	51
SC430 GO-Line	52
SC450	53
SC500	54
SC530	55
BA 551/611	56
BA 651/751	57
SC800	58
SC1500	59
SC2000	60
BR 652/752	61
BR 755/755C/855	62
BR 850S	63

SC3500	64
SC6000	65
SC6500	66
SC8000	67

Combination Machines

CS7010	69
CR 1500	70
Overview of Accessories	71

Sweepers

SW200 / SW250	81
SW750	82
SW900	83
SR 1000S	84
SR 1101	85
SW4000	86
SW5500	87
SR 1601	88
SW8000	89
Overview of Accessories	90

Single Discs & Burnishers

FM400	93
BU500	94
BU800	95
Overview of Accessories	96

Carpet Extractors

ES300	97
Overview of Accessories	98

Professional service	100
----------------------	-----

Product Overview

Commercial Dry Vacuum Cleaners



VP100 VP300 VP930 VP600 VP600 Battery GD5 Back GD5 Battery

Commercial Wet & Dry Vacuum Cleaners



VU500 GU700A VL100-35 VL100-55 VL100-75 VL500-35 VL500-55 VL500-75

Industrial Vacuum Cleaners



118 VHS120 All-In-One VHS120 & VHO200 S2B-S3B S2-S3 VHS110 ATEX CTS22/40/CTT40 T series & TPlus series



3707-2 3997-3997W VHC110 - VHC120 - VHC200 VHO200 ECO-OIL Additive Manufacturing



IVT1000 VHS110 CR VHW200-211 VHW310/311 VHW320/321 VHW420/421/440 R series GM80P

Walk-behind Scrubber Dryers



IVB 965 SD XC IVB 7X - ATEX TYPE 22 IVB 995 ATEX TYPE 22 SC100 SC250

Product Overview

Walk-behind Scrubber Dryers



SC351



SC401



SC430



SC450



SC500



SC530



BA CA 551/611

Stand-on / Ride-on Scrubber Dryers



BA 651/751



SC800



SC1500



SC2000



BR 652/752



SC3500

Combination Machines



BR 755/755C/855



BR850S



SC6000



SC6500



SC8000



CS7010



CR1500

Walk-behind Sweepers



SW250



SW750



SW900



SR1000S



SR1101



SW4000



SW5500

Ride-on Sweepers

Single Disc Polishers



SR1601



SW8000



FM400

Burnishers



BU500



BU800

Carpet Extractor



ES300

Total Care. Outstanding results

The Total Care Programme* is comprised of four elements – each designed to help you as a contract cleaner solve your cleaning tasks as smoothly and cost-efficiently as possible.

Our Total Care Programme offers you optimisation in every aspect of your business – from making the initial bid, to balancing financial details and running daily operations with minimal downtime. We believe that assisting you with the broad range of machine-related challenges you

face will save you time, hassle and money while contributing to the overall health of your business. Nilfisk will help you improve your efficiency and cut costs.

The four factors of optimal cleaning

Nilfisk Total Care Programme offers you an all-round solution based on four complementary factors, each designed to raise the level of cost-effectiveness in your business.

Cleaning Excellence

Cleaning Excellence helps you determine the most efficient set-up for your cleaning task. Expect to save time and money from the initial evaluation, all the way through to the day-to-day operation including the fleet management services. Cleaning Excellence looks at a comprehensive range of variables such as labour costs, time allowances and spatial parameters, to determine the most cost effective solutions based on Nilfisk's industry-leading machines and expertise.

Financial Flexibility

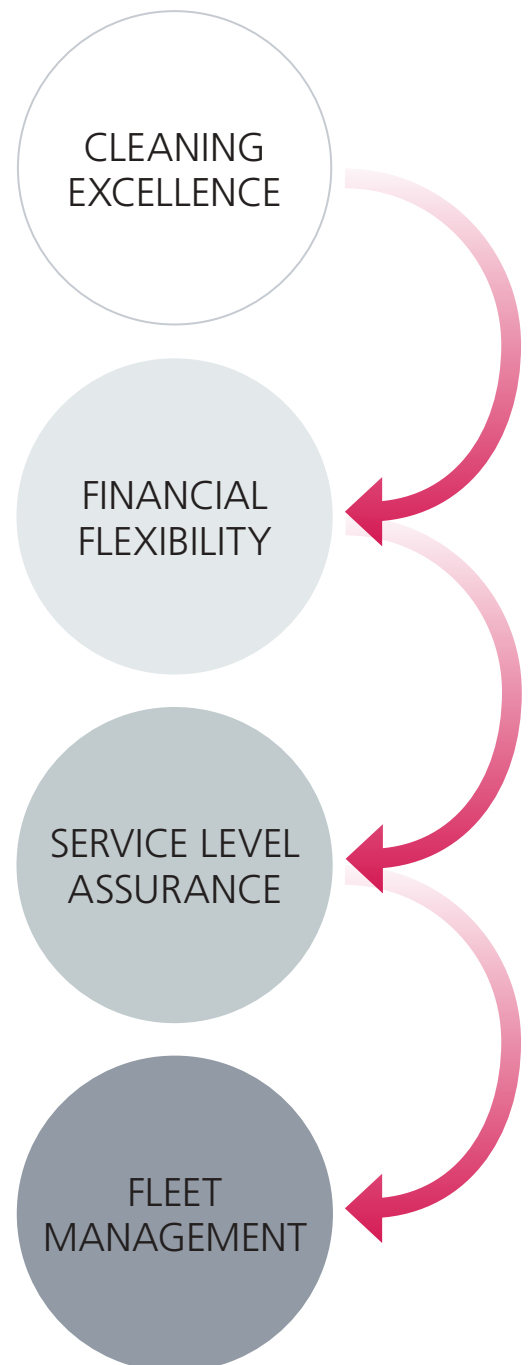
Financial Flexibility enables you to select the ideal financing solution for your specific situation: machine purchase, financial leasing, long-term rental and short-term rental are all options.

Service Level Assurance

Service Level Assurance is all about backing the products we provide with superb industry-leading service and support. The goal is to keep your downtime to an absolute minimum. As your partner at every stage of the process, Nilfisk offers unrivalled customer care to help ensure effective cleaning results in an efficient way.

Fleet Management

Systematic management of your cleaning processes makes you see the bigger picture and the small details. Our Fleet Management programme TrackClean™ tracks and gathers the data you need to make your planning more efficient. It helps you reduce your total cost of cleaning and improve your service level.



* only available in selected markets





Ergonomic design for flawless and efficient cleaning

- Intuitive on/off switch
- Compact cable storage
- Accessory storage
- Simple dust bag replacement

The VP100 is a simple and reliable choice for everyday vacuum cleaning in a professional environment. The VP100 has a robust and simple design that is easy to use.



TECHNICAL DATA	VP100-UK GO
Sound power level dB(A) IEC/EN 60335-2-69	75
Rated power (W)	880
Suction power end of tube (W)	192
Airflow (l/sec)	30
Dust bag capacity (l)	8.5
Cable length (m)	8
Weight (kg)	5.2
FEATURES	
Storage of accessories	•
Cable storage	•
STANDARD EQUIPMENT	
HOSE CPL D32	147 0765 500
BRUSH NOZZLE D32	140 8244 500
CREVICE NOZZLE D32 L153 BLACK	147 0146 500
COMBI NOZZLE RD277 KIT	107411677
DSU8 AND DSU10 MAIN FILTER ASSEMBLY KIT	VA81235
EAGLE2 MOTR FRONT FILTER PLATE KIT	VA85064
EXTENSION TUBE STEEL D32	140 8246 040
ITEM NO.	50000471



A basic, well-built, thoroughly reliable series

- Certified HEPA filter
- Best in class filling capacity, which means less time spent changing dust bags
- Weighs just 5.5 kg* making it easy to move from place to place
- Low sound level makes this vacuum suitable for daytime cleaning
- Secure accessory and power cord storage and rear mounted tool parking

The VP300 HEPA series of basic commercial vacuum cleaners are suitable for everyday cleaning of light to medium duty applications. The HEPA filter ensures a higher quality of air is maintained within the cleaning environment.



TECHNICAL DATA	VP300 HEPA UK	VP300 HEPA BASIC UK	VP300 ECO HEPA UK
Sound power level dB(A) IEC/EN 60335-2-69	73/70	73	69
Rated power (W)	800	800	400
Suction power end of tube (W)	215	215	110
Airflow (l/sec)	32	32	25
Vacuum at nozzle (kPa)	22	22	15
Dust bag capacity (l)	10	10	10
Length x width x height (mm)	395x340x390	395x340x390	395x340x390
Cable length (m)	10	10	10
Weight (kg)	5.5	5.5	5
FEATURES			
Detachable cord	•		
Dust bag (1 pcs)	•	•	•
With fixed cable		•	•
Hepa filtration	•	•	•
Two speed	•		
H13 Exhaust filter	•	•	•
STANDARD EQUIPMENT			
HOSE CPL D32	147 0765 500	147 0765 500	147 0765 500
CREVICE NOZZLE	107408039	107408039	107408039
BRUSH NOZZLE D32	140 8244 500	140 8244 500	
CREVICE NOZZLE D32 L153 BLACK			
COMBI NOZZLE RD295 D32	140 8492 520	140 8492 520	140 8492 520
NA38 COMBI NOZZLE WO CLICK KIT			107418965
TELESCOPIC TUBE ACC.		107403804	107403804
HEPA FILTER	147 1250 600	147 1250 600	147 1250 600
SACK FILTER	147 1432 500	147 1432 500	147 1432 500
DETACH CORD SET 10M ORANGE UK	107402676		
EXTENSION TUBE STEEL D32		140 8246 040	
NUMATIC ADAPTER 20PCS	107401199	107401199	107401199
ITEM NO.	107415327	107415323	107415314



Rugged and reliable dual speed vacuum

- Certified HEPA filter
- Low sound level enables daytime cleaning
- Outstanding durability with sturdy steel container
- High quality components
- High filling capacity with a 15 litre dust bag
- Dual speed

The VP930 is a world class dry vacuum cleaner for effective daily cleaning of large areas. The VP930 is the reliable and rugged choice for demanding cleaning applications in hotels, schools, offices and hospitals.



TECHNICAL DATA	VP930 HEPA UK
Sound power level dB(A) IEC/EN 60335-2-69	70/66
Rated power (W)	760/400
Suction power end of tube (W)	240
Airflow (l/sec)	33/26
Vacuum at nozzle (kPa)	23/15
Dust bag capacity (l)	15
Length x width x height (mm)	440x390x330
Cable length (m)	10.5
Weight (kg)	7.9
Main filter type	HEPA 13
FEATURES	
Dust bag, 5 pcs	•
Inside painted container	•
Dust bag (1 pcs)	•
Hepa filtration	•
Two speed	•
STANDARD EQUIPMENT	
HOSE ALU.HANDLE D32	140 2782 500
CREVICE NOZZLE	010 3098 500
COMBI NOZZLE RD295 W.CLIP	107417790
SMALL COMBI NOZZLE	011 3104 500
FILTER MAIN FOAM	140 1515 500
HEPA FILTER	147 1250 600
EXTENSION TUBE ALUMINIUM	011 6431 500
MOTOR FILTER	140 1535 510
DUST BAG 5-PCS	140 7015 020
ITEM NO.	107415455



Efficient and energy saving vacuum cleaners

- Energy efficient vacuums
- Power boost function for optimised power consumption and cleaning performance
- Certified HEPA filter
- Reliable magnetic fastener on dust compartment
- Available with detachable cord or cord rewind
- Low sound level enables daytime cleaning

The Nilfisk VP600 series offers a wide range of features to choose from and you can find exactly the variant that fits your specific cleaning job. Choose the cord solution (detachable or rewind) that suits you and enjoy the user friendly design with smart parking of accessories for better ergonomics.



TECHNICAL DATA	VP600 HEPA STD 2 UK	VP600 HEPA STDS UK
Sound power level dB(A) IEC/EN 60335-2-69	74/70	74/70
Rated power (W)	730/330	730/330
Suction power end of tube (W)	200/75	200/75
Airflow (l/sec)	30/24	30/24
Vacuum at nozzle (kPa)	22/15	22/15
Dust bag capacity (l)	10	10
Length x width x height (mm)	480x300x270	480x300x270
Cable length (m)	10	10
Weight (kg)	7	7
Sack filter area (cm ²)		
FEATURES		
Detachable cord	•	
Dust bag (1 pcs)	•	•
Dual power	•	•
Hepa filtration	•	•
Cable rewind		•
Ergonomic handle	•	•
STANDARD EQUIPMENT		
HOSE CPL D32	147 0765 500	147 0765 500
CREVICE NOZZLE	107408039	107408039
BRUSH NOZZLE D32	140 8244 500	140 8244 500
NE10 NOZZLE	107413075	107413075
HEPA FILTER	147 1250 600	147 1250 600
SACK FILTER BASIC	107413056	107413056
DETACH CORD SET 10M ORANGE UK	107402677	
POWER MODUL REWINDER UK		107413051
POWER MODULE DETACH EU	107413044	
TELESCOPIC TUBE ALUMINIUM	011 8130 500	011 8130 500
ITEM NO.	41600862	107418542



Cordless vacuum cleaning at its best

- Up to 60 minutes runtime on a fully charged battery
- Fast battery charging in just 40 minutes offers continuous cleaning with the use of two batteries
- Dual speed function for heavy duty cleaning
- Low sound level enables daytime cleaning

The VP600 Battery offers greater freedom and mobility without the need for mains power as well as providing a safer environment as cable trip hazards are eliminated. Productivity is increased as the cleaning radius is unrestricted plus no need to change sockets for uninterrupted cleaning.



TECHNICAL DATA

VP600 BATTERY UK/CH

Max power (W)	650
Suction power end of tube (W)	45/116
Airflow (l/sec.)	21.7/26.7
Dust bag capacity (l)	8
Length x width x height (mm)	480x300x270
Weight (kg)	7.2
Weight incl. battery (kg)	10
Battery capacity (Ah)	7.8
Sound pressure level at 1.5 m with nozzle (dB(A) ISO 11203)	55/61
Power consumption (W)	190/465
Battery run time (min.)	60/30
Battery charge time (min.)	≤ 40
Filter Type	H13

FEATURES

Dust bag (1 pcs)	•
Battery version	•
HEPA H13 main filter	•

STANDARD EQUIPMENT

HOSE CPL D32	147 0765 500
NOZZLE MULTI SURFACE 32 MM	140 6700 540
BRUSH NOZZLE D32	140 8244 500
COMBI NOZZLE RD295P W.CLIP	107417790
CREVICE NOZZLE	107408039
SACK FILTER BASIC	107413056
HEPA FILTER H13	147 1250 500
TELESCOPIC TUBE ALUMINIUM	011 8130 500
VP600 BATTERY COVER ASSEMBLY	107418207

ITEM NO.

41600822



Lightweight back pack vacuum cleaner for convenient cleaning

- Low sound level for operator comfort and cleaning in noise sensitive areas
- Certified HEPA filter
- Suitable for left or right handed use
- Accessories storage on belt for easy access
- 15 metre detachable cable with safety release

For convenient cleaning of those hard to reach places the durable GD 5 back pack vacuum cleaner is the answer. This lightweight vacuum and harness is designed for operator comfort and to reduce fatigue.



TECHNICAL DATA	GD5 BACK HEPA UK
Sound power level dB(A) IEC/EN 60335-2-69	76
Rated power (W)	780
Suction power end of tube (W)	225
Airflow (l/sec)	33
Vacuum at nozzle (kPa)	22
Dust bag capacity (l)	5
Length x width x height (mm)	380x260x570
Cable length (m)	15
Weight (kg)	4.5
FEATURES	
Dust bag (1 pcs)	•
STANDARD EQUIPMENT	
HOSE CONICAL COMPLETE	147 1236 500
COMBI NOZZLE RD295P W.CLIP	107417790
TELESCOPIC TUBE ALUMINIUM	011 8130 500
SACK FLITER	147 1100 500
HEPA FILTER	147 1250 600
HARNESS STD.CPL	147 1090 510
ITEM NO.	107417924



Cordless backpack vacuum cleaner

- Maximum freedom and mobility thanks to the cordless and ergonomic backpack design
- High productivity with up to 60 minutes of runtime on a fully charged 36V Lithium battery
- Best in class charge time of only 40 minutes offers continuous cleaning with the use of two batteries
- Optimal performance with boost function adds suction power for heavy duty cleaning
- Low sound pressure level enabling cost-effective daytime cleaning
- Optional HEPA filter available for optimised air quality

The Nilfisk GD 5 Battery vacuum cleaner offers greater freedom and mobility without the need for mains power as well as providing a safer environment as cable trip hazards are eliminated. Productivity is increased as the cleaning radius is unrestricted plus no need to change sockets for uninterrupted cleaning. The GD 5 Battery can easily clean in hard to reach areas and confined spaces including underneath seating, furniture, stairways and lifts.



TECHNICAL DATA	GD5 BATTERY UK/CH
Rated power (W)	650
Suction power end of tube (W)	45/116
Airflow (l/sec.)	21.7/26.7
Dust bag capacity (l)	5
Length x width x height (mm)	240x330x755
Weight (kg)	5.3
Sack filter area (cm ²)	1397
Battery charge time (min.)	≤ 40
Battery run time (min.)	60/30
FEATURES	
Dust bag (1 pcs)	•
Battery version	•
STANDARD EQUIPMENT	
HOSE CONICAL COMPLETE	147 1236 500
CREVICE NOZZLE	107408039
NOZZLE MULTI SURFACE 32 MM	140 6700 540
BRUSH NOZZLE D32	140 8244 500
COMBI NOZZLE RD295P W.CLIP	107417790
PRE FILTER	147 1095 500
SACK FILTER	147 1100 500
TELESCOPIC TUBE ALUMINIUM	011 8130 500
BATTERY FAST CHARGER LI 500W - UK/CH	41600865
BATTERY LI 36V 10S4P + BATTERY HANDLE	41600872
ITEM NO.	41600842



High performing and easy to use upright vacuum

- Quick release cord clip
- Detachable power cable removal for quick service
- Certified HEPA filter
- Durable non-marking and tear resistant bumper
- Convenient handle for lifting
- Tools-free brush removal

The VU500 delivers an exceptional cleaning performance in an easy to use, easy to maintain upright vacuum that is designed to withstand stringent environmental requirements. The automatic, self-adjusting brush height ensures consistent cleaning performance and maximum productivity when cleaning different floor surfaces.



TECHNICAL DATA	VU500 12	VU500 15
Sound power level dB(A) IEC/EN 60335-2-69	80	80
Rated power (W)	810	810
Suction power end of tube (W)	130	130
Airflow (l/sec)	27	27
Vacuum at nozzle (kPa)	3.5	3.5
Dust bag capacity (l)	10	10
Length x width x height (mm)	330x390x1180	330x390x1180
Cable length (m)	10	10
Weight (kg)	8	8.5
FEATURES		
Detachable cord	•	•
Compact design	•	•
Cable storage	•	•
No tool brush removal	•	•
Ergonomic handle	•	•
Hose storage holders	•	•
STANDARD EQUIPMENT		
HOSE STRETCHABLE	147 0950 500	147 0950 500
CREVICE NOZZLE D35	147 1203 500	147 1203 500
HEPA FILTER	147 1250 600	147 1250 600
BRUSH 12INCH RED	107407697	107407697
BRUSH 15 INCH		147 0930 510
EXTENSION TUBE 35MM	147 0851 500	147 0851 500
ITEM NO.	107418426	107418433



For cleaning large areas of carpet

- Effective cleaning with 2 vacuum motors and 1 brush motor
- Built in hose and tube for hard to reach areas
- Comes complete with built in accessories
- Large dust bag capacity of 35 litres and 640 mm cleaning width for productive cleaning of large areas

The GU 700A is an optimal upright solution for daily cleaning of large areas of carpet. It is the right machine to choose when jobs need doing quickly and thoroughly. The separate motors for the brush and vacuum provide high performance and durability together with an in depth cleaning of even solid mud.



TECHNICAL DATA	GU700A EU
Rated power (W)	2250
Tank capacity (l)	35
Suction power end of tube (W)	na
Airflow (l/sec)	52
Vacuum at nozzle (kPa)	22.2
Dust bag capacity (l)	35
Length x width x height (mm)	1040x750x970
Cable length (m)	23
Weight (kg)	51
Working width (mm)	640
FEATURES	
Motor-driven brush	•
STANDARD EQUIPMENT	
ITEM NO.	56330910



Basic and simple wet & dry vacuum cleaners

- Three different container sizes 35L, 55L and 75L
- Drain hose
- Foam & Dry filters
- Stainless steel containers and steel tubes

The VL100 is a simple and easy to use wet & dry vacuum cleaner series requiring minimum training to enable use or service. Basic in construction yet robust in design, the VL100 is reliable and provides an efficient cleaning performance.



TECHNICAL DATA	VL100-35 UK GO	VL100-55 UK GO	VL100-75 UK GO
Rated power (W)	1000	2000	2000
Suction power end of tube (W)	210	380	380
Airflow (l/sec)	31	52	52
Dust bag capacity (l)	18.2	28.1	44.4
Cable length (m)	8	8	8
Weight (kg)	10	20	20.5
Container capacity (l)	35	55	75
FEATURES			
Tube holder		•	•
Dual filter system		•	•
Storage of accessories		•	•
Cable storage	•	•	•
Drain hose		•	•
STANDARD EQUIPMENT			
HOSE D32 1.9M CPL	107407308		
HOSE D40 2.5M CPL		107407336	107407336
WET FLOOR NOZZLE Ø32 RUBBER STRIP	VA82025		
WET FLOOR NOZZLE Ø40 RUBBER STRIP		VA81845	VA81845
FLOOR NOZZLE D32 BRUSH	107407311		
FLOOR NOZZLE D40 BRUSH		107407339	107407339
BRUSH NOZZLE D32	107407312		
CREVICE NOZZLE D32	107407334		
CREVICE NOZZLE D40		107408850	107408850
55L ABSORBING DUST FILTER		VA80119	VA80119
CLOTH FILTER ASSEMBLY	VA81990		
EXTENSION TUBE D32 - SS	107407309		
EXTENSION TUBE D40 - SS		107407337	107407337
ITEM NO.	50000341	50000351	50000361



Commercial wet & dry vacuum cleaners

- Easy changing of filters with a hinged motor head to protect the machine and speed up the process
- Emptying the container without having to remove the motor head makes operation fast and easy, without risk of damage to critical components
- The Nilfisk Ergo Tipping system enables you to empty a completely filled container of fluid without excessive effort (55L & 75L models)
- Dual power for heavy duty cleaning (55L & 75L model)

The Nilfisk VL500 series of wet and dry vacuum cleaners contains three models 35, 55 and 75 litre containers. These vacuums offer performance and reliability that ensures a low total cost of ownership and at the same time, features that make daily cleaning tasks easier, faster and safer. The dual filtration system allows the machine to be used in both wet and dry applications without the need to change filters.



TECHNICAL DATA	VL500 35 EDF	VL500 55-2 EDF	VL500 75-2 EDF
Rated power (W)	1350	2500	2500
Tank capacity (l)	35	55	75
Suction power end of tube (W)	250	200	200
Airflow (l/sec)	48	72	72
Vacuum at nozzle (kPa)	20	21	21
Dust bag capacity (l)	18	28	44
Length x width x height (mm)	460x420x730	660x620x890	660x620x1030
Weight (kg)	12.5	27.5	28.5
Cable length (m)			10
Sack filter area (cm ²)	-	-	-
Wet filter area (cm ²)	1051	1840	1840
Cartridge filter area (cm ²)	2070	4410	
FEATURES			
Tube holder	•		
Dual filter system	•	•	•
Storage of accessories	•	•	•
Dual power		•	•
Folding transport handle		•	•
Adjustable handle		•	•
Drain hose		•	•
Ergo tipping		•	•
STANDARD EQUIPMENT			
HOSE D32 1.9M CPL	107407308		
HOSE D40 2.5M CPL		107407336	107407336
HARDFLOOR NOZZLE 300MM x Ø32MM - KIT	107416575		
HARDFLOOR NOZZLE 400MM x Ø40MM - KIT		107416577	107416577
FLOOR NOZZLE D32 BRUSH	107407311		
FLOOR NOZZLE D40 BRUSH		107407339	107407339
BRUSH NOZZLE D32	107407312		
CREVICE NOZZLE D32	107407334		
CREVICE NOZZLE D40		107408850	107408850
CARTRIDGE FILTER	107407297	107407300	107407300
WET FILTER	107407299	107407302	107407302
TUBEHOLDER D40		107407335	107407335
EXTENSION TUBE D32 - SS	107407309		
EXTENSION TUBE D40 - SS		107407337	107407337
ITEM NO.	107405171	107405173	107405174



Nozzles

Upholstery nozzle, round brush, crevice nozzle



Floor nozzles

Combination and multi surface nozzles



Electro nozzle

For use on carpets



Dust bag

Synthetic



Dust bag

Paper bags



Wet and dry filter

For VL500 series



Sack filter




Tubes

Chrome, steel, aluminium.
Telescopic or basic



Cover HEPA

For VL500 series



HEPA filter

For VP 930



Hose

For VP 930

Industrial Vacuum Solutions

Unrivalled knowledge on a global scale

Nilfisk industrial vacuum solutions provide industrial vacuums, pneumatic conveyors, centralised vacuum systems and high power vacuums for any kind of application in all industrial sectors. Special versions are available: ATEX models with certified motors and electrical system, with EEX d II BT5 protection for substances or areas with explosion risks; machines with absolute HEPA filtration system with 99,9995% efficiency and tested by the MPPS method; machines equipped with special filters for all types of treated substances and stainless steel versions for recovering all substances, even corrosive ones.



Pneumatic conveyors are an effective method to move dust and granules. They automate production, moving dust or granules from containers to machine tools. Employed to feed mixers, reactors, vibrating screens, granulators, capsule machines, compressors and blistering machine. Pneumatic conveyors speed up the production process maintaining a healthy and safe environment.

Centralised vacuum system is composed of a suction unit, a filtration unit and a pipeline network. Designed to clean a wide range of production surfaces, the centralised vacuum system saves time thanks to simultaneous suction from various production areas.

Our service

Having easy and quick access to professional service is another key factor in running your operations smoothly, predictably, and with maximum uptime.

That is why we are highly committed to delivering our Service Solutions to you. Nilfisk Service Solutions are not only your fast and reliable backup in the event of a breakdown. They are your guarantee of top professional maintenance visits from our trained technicians that are present all over the world. You can rest assured that your machines will run at their best throughout their lifetime – and keep your business performing at its utmost.



118

A real industrial vacuum in 95 cm height

1 kW power, model 118 is suitable for the recovery of dry materials. Built in stainless steel to be used in industrial environments, it is however very small and light for great ergonomics and ease of use. Equipped with HEPA filter for hazardous waste.



VHS120

The most compact and powerful ever

2 Kw power, model VHS120 is suitable for the recovery of wet and dry materials. It is very compact, but it is equipped with a 37 litre container and it ensures excellent performances. Available even in M and H class for the recovery of toxic material. In these versions it is equipped with Longopac® system.



TECHNICAL DATA	Unit	118	VHS120	VHS120 MC
Voltage	V	230/110	230/110	230/110
Frequency	Hz	50-60	50	50
Protection class	IP	43	44	44
Insulation class	Class	F	I	I
Rated power	kW	1	2	2
Airflow without hose	L/min	2700	5500 - 330	5500 - 330
Vacuum max	kPa	21.5	21 - 210	21 - 210
Sound pressure level	dB(A)	75	74	74
Container capacity	L	25	37	-
Longopac capacity	L	-	-	25
Main filter type			L Class Polyester	M Class Polyester with glued seams
Main filter area	cm ²	8000	16000	16000
Upstream hepa filter H14 area	cm ²	-	-	-
Inlet	mm	50	50	50
Length x Width x Height	cm	50x55x94	560x570x1015	630x628x1300
Weight	kg	26	38	51
Available in 110 V		•	•	•



Simplicity is the main concept behind the all-in-one range

We are talking about the simplicity of receiving the right combination for your application. You can now choose between 6 different models built according to the main needs of 6 different segments and equipped with the best accessory kit which enhances the efficiency of your vacuum cleaner making it become the perfect solution for you.

Your task? Just plug and play... and continue doing your job without any thought. equipped with the immersion separator container, which is the ideal solution when combustible dust has to be recovered.



TECHNICAL DATA	Unit	VHS120 CB EU #GENERAL CLEANING	VHS120 CB HC EU #B&C	VHS120 CB CC GV EU #METAL-SWARF	VHO200 CB EU #METAL-LIQUID	VHO200 CBX EU #BREWERY AND DISTILLERY
Voltage	V	230	230	230	230	230
Frequency	Hz	50	50	50	50	50
Protection class	IP	44	44	44	44	44
Insulation class	Class	I	I	I	I	I
Rated power	kW	2	2	2	2,4	2,4
Airflow without hose	L/min	5200	5200	5200	4500	4500
Airflow without hose	m³/h	312	312	312	270	270
Vacuum max	kPa	21	21	21	23	23
Vacuum max	mbar	210	210	210	230	230
Sound pressure level	dB(A)	74	74	74	70	70
Container capacity	L	37	-	37	-	-
Longopac capacity	L	-	25	-	-	-
Max liquid capacity	L	-	-	-	75	75
Shaving capacity	L	-	-	-	22	22
Main filter type		L Class Polyester	M Class Polyester With Glued Seams	L Class Polyester	-	-
Main filter area	cm²	16000	16000	16000	-	-
Upstream hepa filter h14 area	cm²	-	16000	-	-	-
Inlet	mm	50	50	50	50	50
Length x Width x Height	mm	560x570x1015	630x628x1300	560x570x1015	580x880x1230	580x880x1230
Weight	kg	38	53	38	60	60



S2B-S3B

Power, simplified

2 or 3 kW power, respectively with two or three independent motors, S2B and S3B industrial vacuums can collect wet and dry materials. In particular they are designed to be used in metal manufacturing production sites to extract metal chips, metal filings, oil and lubricant solutions.

S2-S3

The first digital and fully modular industrial vacuums

2 or 3 kW power with "by-pass" motor, models S2 and S3 can collect wet and dry materials. They are equipped with a practical electronic dashboard for an easy use and a constant monitoring of the vacuum efficiency. Available with 40, 50 or 100 litre bin or with Gravity Unload System (GU) with plastic or Longopac® disposal Bag.



TECHNICAL DATA	Unit	S2B	S3B	S2	S3
Voltage	V	230	230	230	230
Frequency	Hz	50-60	50-60	50-60	50-60
Protection class	IP	43	43	44	44
Insulation class	Class	I	I	I	I
Rated power	kW	2	3	2	3
Airflow without hose	L/min	5500	8100	5500	8100
Vacuum max	kPa	21	21	21.1	21.1
Sound pressure level	dB(A)	74	75	70	71
Container capacity	L	50	50-100	40	50-100
Main filter area	cm ²	19500	19500	19500	19500
Inlet	mm	70	70	70	70
Length x Width x Height	cm	79.5x60x127.5	79.5x60x127.5-157	80x60x123	80x60x130-158
Weight	kg	64	67-70	62	68-71
Available in 110 V		•	•	•	•



VHS110 ATEX



When a single-phase is ATEX certified

1.1 kW, suitable for the recovery of dry materials. The VHS110 ATEX is suitable for Atex Z22 locations. Thanks to the brushless motor, this machine ensures high performance, it needs less maintenance and is suitable for continuous use. The innovative PullClean system effectively cleans the antistatic star filter while the vacuum is running. The optional HEPA14/ULPA15 upstream filter is the perfect choice when collecting fine dusts.



TECHNICAL DATA	Unit	VHS110 ATEX
Voltage	V	230
Frequency	Hz	50
Protection class	IP	64
Insulation class	Class	F
Rated power	kW	1.1
Airflow without hose	L/min	3600
Vacuum max	kPa	22
Sound pressure level	dB(A)	76
Container capacity	L	37
Main filter area	cm ²	10000
Inlet	mm	50
Length x Width x Height	cm	56x57x124
Weight	kg	42
Available in 110 V		•



CTS 22 - CTS 40 - CTT 40

Compact, versatile and fully configurable

2.2 and 4 kW power, the CTS-CTT series is suitable for the recovery of dry materials. The CTS models are equipped with a lateral channel blower for a great vacuum and reduced airflow while CTT models mount a turbine, releasing a great airflow and less vacuum. The small size assures ease of movement, manoeuvrability, and allows to reach any place.



TECHNICAL DATA	Unit	CTS22	CTS40	CTT40
Voltage	V	400	400	400
Frequency	Hz	50	50	50
Protection class	IP	55	55	55
Insulation class	Class	F	F	F
Rated power	kW	2.2	4	4
Airflow without hose	L/min	5300	7000	8900
Vacuum max	kPa	30	23	18
Sound pressure level	dB(A)	62	65	71
Container capacity	L	50	50	50
Main filter area	cm ²	19500	19500	19500
Inlet	mm	70	70	70
Length x Width x Height	cm	105x60x125	105x60x125	105x60x125
Weight	kg	100	114	119



T22 - T40 - T40W - T75

Tailored for metal production

From 2.2 up to 7.5 kW, suitable for wet and dry materials. Different models for different needs, in particular the 4 kW model is available with double stage side-channel blower connected in series for a greater vacuum (model T40) or connected in parallel for the highest airflow (T40W). Ideal for the cleaning and maintenance of the plants.



T22^{PLUS} - T40^{PLUS} - T40W^{PLUS} - T40^{PLUS} HE

Health and safety as standard

From 2.2 to 4.3 kW power, for dry materials. This series has been designed to assure safety to production companies, even in explosion risk areas (they are ATEX certified), moreover L-M-H class versions are suitable for the collection of toxic dust. The side channel blower in series on models T22^{PLUS} and T40^{PLUS} allows to reach a high vacuum, while the side channel blower in parallel on model T40W^{PLUS} assures a greater airflow. Model T40^{PLUS} HE performs efficiently with less energy consumption thanks to the induction motor producing a vacuum of 330 mbar and an airflow of 270 m³/h: no power limit but a reduced electricity demand from the first use. All T^{PLUS} models can be customised.



TECHNICAL DATA	Unit	T22	T40	T40W	T75	T22 ^{PLUS}	T40 ^{PLUS}	T40W ^{PLUS}
Voltage	V	400	400	400	400	400	400	400
Frequency	Hz	50	50	50	50	50	50	50
Protection class	IP	55	55	55	55	55	55	55
Insulation class	Class	I	I	I	F	F	F	F
Rated power	kW	2.2	4.3	4	7.5	2.2	4.3	4
Airflow without hose	L/min	5250	5250	8150	8900	5250	5250	8150
Vacuum max	kPa	30	46	30	35	21	36	19
Sound pressure level	dB(A)	68	72	72	74	67	71	71
Container capacity	L	50-100	50-100	50-100	100	50-100	50-100	50-100
Main filter area	cm ²	19500	19500	19500	35000	19500	19500	35000
Inlet	mm	70	70	70	70	70	70	70
Length x Width x Height	cm	113x60x124-153	113x60x124-153	113x60x124-153	130x60x164	129x60x126-154	129x60x126-154	129x60x136-164
Weight	kg	111-114	132-135	136-139	188	138	162	167



3707-3907 series

Endless power for endless possibilities

From 5.5 up to 13 kW, these industrial vacuums are suitable for the recovery of wet & dry materials. They are strong, powerful and reliable, therefore they are ideal for continuous and heavy-duty uses. The wide filter area and the great capacity of the container avoid machinery downtimes. Different models for different needs: greater vacuum pressure, greater air flow or greater power. These vacuums are the most requested by the heavy industry.



3997 - 3997W - 3997WC

First class power

22 kW power, these models are suitable for the recovery of wet and dry materials. For continuous, heavy duty use, these industrial vacuums can be connected to a fixed central system thanks to their high power. The electric filter shaker is mounted as standard.



TECHNICAL DATA	Unit	3707	3707/10	3907	3907W	3907/18	3997	3997C	3997W	3997WC
Voltage	V	230/400	230/400	230/400	230/400	230/400	400	400	400	400
Frequency	Hz	50	50	50	50	50	50	50	50	50
Protection class	IP	55	55	55	55	55	55	55	55	55
Insulation class	Class	F	F	F	F	F	F	F	F	F
Rated power	kW	5.5	7.5	11	11	13	20	20	20	20
Airflow without hose	L/min	8100	13500	8400	15300	18600	18600	18600	36000	36000
Vacuum max	kPa	35.3	24.5	43.1	29.4	29.4	44	44	25	25
Sound pressure level	dB(A)	78	78	78	78	78	79	79	78	78
Container capacity	L	175	175	175	175	175	175	175	175	175
Main filter area	cm ²	35000	35000	35000	35000	35000/66000	66000	110000	98000	110000
Inlet	mm	100	100	100	100	100	100	100	120	120
Length x Width x Height	cm	160x80x181	160x80x181	160x80x181	160x80x181	160x80x181	200x90x215	200x90x215	200x90x215	200x90x215
Weight	kg	291	305	411	324	360	650	697	650	697

* Electric filtershaker as standard



VHC110 - VHC120 - VHC200



Compressed air, amplifying saving

Designed to operate whenever electricity is unavailable or forbidden, these models are ideal to recover both solid debris and liquid spills.

Models VHC110 and VHC120 are equipped with a new technology of multistage vacuum generator system, to ensure the minimum air consumption together with good performance. Model VHC200, the largest model in the range, is the right solution for applications where top vacuum and airflow are required in heavy duty applications. The range is available in ATEX and EXP version.



TECHNICAL DATA	Unit	VHC110	VHC120	VHC200
Air consumption*	(NL/min)	630	1260	2650
Required pressure	bar	4/7	4/7	6
Airflow without hose*	L/min	33	56	5600
Vacuum max*	kPa	32.5	32.5	38
Sound pressure level	dB(A)	71	72	70
Container capacity	L	37	37	50-100
Main filter type		"L" class Polyester Star filter	"L" class Polyester Star filter	Polyester Star filter
Main filter area	cm ²	16000	16000	19500
Upstream hepa filter h14	cm ²	16000	16000	35000
Inlet	mm	50	50	70
Length x Width x Height	cm	570x560x1010	570x560x1010	91x60x130-159
Weight	kg	37	37	67-70

*at 6 bar of pressure



VHO 200

Collecting liquids has never been so easy!

2.4 kW power, this single-phase industrial vacuum has been designed to collect up to 75 litres of any kind of liquid, also mixed with solid materials, and discharge them very fast by simply activating the valve to change the suction into a blowing flow. It is equipped with a chip basket that can separate solid materials from liquids. Also available in 110V version..



ECO-OIL 13 - ECO-OIL 22

Vacuum oil to save oil

1.3 kW single-phase and 2.2 kW three-phase respectively, models ECO-OIL 13 and ECO-OIL 22 are specifically designed to recover oil, viscose liquids and chips, separate the solids from the liquids by means of "macrofiltration" and allowing the operator to recycle the recovered oil.



TECHNICAL DATA	Unit	VHO200	ECO-OIL 13	ECO-OIL 22
Voltage	V	230	230	400
Frequency	Hz	50	50	50
Protection class	IP	44	43	55
Insulation class	Class	I	B	F
Rated power	kW	2.4	1.3	2.2
Airflow without hose	L/min	4500	2675	5100
Vacuum max	kPa	23	31.3	32.3
Sound pressure level	dB(A)	70	70	71
Shaving capacity	L	22	30	30
Liquid capacity	L	75	180	180
Inlet	mm	50	50	50
Length x Width x Height	cm	58x88x123	67x105x150	67x105x150
Weight	kg	60	120	135
Available in 110 V		•		

All models are equipped with anti-oil wheels with brakes.
All seals are in rubber anti-oil.



An industrial vacuum cleaner is an important tool in additive manufacturing. Nilfisk has designed a specific range of products and solutions for this segment, certified by third notified bodies, in compliance with the strictest European and American regulations (BG109 and NFPA484 rev. 2018).



The range includes single-phase, three-phase and compressed air vacuum cleaners, equipped with the immersion separator container, which is the ideal solution when combustible dust has to be recovered.



TECHNICAL DATA	Unit	VHS110 Z22 EXA IS	T22PLUS L100 LC Z22 EXA IS	T40WPLUS L100 Z22 EXA IS	VHC110 Z1 EXA IS	VHC120 Z1 EXA IS	VHC200 L100 Z1 EXA IS
Voltage	V	230	400	400	-	-	-
Frequency	Hz	50	50	50	-	-	-
Protection class	IP	64	65	65	-	-	-
Insulation class	Class	F	F	F	-	-	-
Rated power	kW	1.1	2.2	4	-	-	-
Air consumption	NI/min	-	-	-	630	1260	2650
(at 6 bar of pressure)							
Required pressure	bar	-	-	-	4/7	4/7	6 Max
Airflow without hose	L/min	3600	5250	8150	1980	3360	5580
Vacuum max	kPa	22	21	19	32.5	32.5	38
Sound pressure level	dB(A)	73	67	71	71	72	70
Max. dust quantity*	L	4*	6*	6*	4*	4*	6*
Main filter type		Antistatic M-class star filter	Antistatic M-class star filter	Antistatic M-class star filter	Antistatic M-Class star filter	Antistatic M-Class star filter	Antistatic M-Class star filter
Main filter area	cm ²	10.000	19.500	35.000	10.000	10.000	19.500
Inlet	mm	50	70	70	50	50	70
Length x width x height	mm	560x570x1240	1290x600x1540	1290x600x1640	270x560x1240	570x560x1240	910x600x1590
Weight	kg	42	138	167	37	37	70

* The maximum collection capacity derives from the presence of the inertization system. Local Standard requirements may impose even stricter limits, in terms of max collectable powder quantity.



IVT1000

The vacuum for cleanrooms

Small vacuum unit, ideal for cleanrooms, where maximum sterilisation and full contamination control are standard requirements. It is quiet and can be completely sterilised, the right solution for recovering small quantities of toxic (or even potentially lethal) powder (HEPA/ULPA filtration).



VHS110 CR

Cleanroom-friendly, wet & dry

Wet & dry single-phase vacuum cleaner for cleanrooms. The GMP design and the stainless steel execution make it extremely easy to clean and sanitise.

The ULPA15 downstream filter avoids contamination of the cleanroom area, as well the optional upstream HEPA14 or ULPA15 filter secure the highest filtration efficiency in case of very fine dust. Also available in 110V version.



TECHNICAL DATA	Unit	IVT1000	IVT1000 H-CLASS	IVT1000 SAFE PACK	VHS110 CR
Voltage	V	220-240	220-240	220-240	230
Frequency	Hz	50-60	50-60	50-60	50
Protection class	IP	40	40	40	54
Insulation class	Class	-	-	-	I
Rated power	kW	1.2	1.2	1.2	1
Airflow without hose	L/min	2283	2100	2100	2967
Vacuum max	kPa	19.8	20	20	20.5
Sound pressure level	dB(A)	61	61	61	76
Container capacity	L	12.5	12.5	-	37
Dust bag capacity	L	6.5	8	6.5	-
Main filter area	cm ²	2100	2573	2573	10000
Inlet	mm	32	32	32	50
Length x Width x Height	cm	30x30x62.5	30x30x72.5	30x30x70	56x57x124
Weight	kg	9	11.5	9	39
Available in 110 V					•



VHW200 - VHW201 - VHW210 - VHW211



The most compact vacuum cleaners for automated applications

From 0.45 up to 0.85 kW power, these three-phase fixed industrial vacuums are the smallest of the Nilfisk range and are ideal to be integrated in process machines for the extracting and recovering of small quantities of dust or trimmings. Designed in compliance with GMP requirements, they are quiet and provide excellent filtration thanks to the main filter bag and the HEPA H14 upstream absolute filter as standard.



VHW310 - VHW311



Best on-board vacuum technology

1.5 kW power. Ideal to be integrated into process machines where only a limited space is available and high performances are required. The VHW311 can be easily upgraded on the field with absolute filter and wheels, to become a mobile industrial vacuum.



TECHNICAL DATA	Unit	VHW200	VHW201	VHW210	VHW211	VHW310	VHW311
Voltage	V	400	400	400	400	400	400
Frequency	Hz	50	50	50	50	50	50
Protection class	IP	55	55	55	55	55	55
Insulation class	Class	I	I	I	I	I	I
Rated power	kW	0.45	0.45	0.89	0.89	1.5	1.5
Airflow without hose	L/min	1192	1192	1933	1933	3500	3500
Vacuum max	kPa	14.8	14.8	21	21	24	24
Sound pressure level	dB(A)	56	56	62	59	61	60
Container capacity	L	1	6.5	6.5	6.5	15	15
Main filter area	cm ²	1330	1840	1840	1840	4200	4200
Inlet	mm	40	40	40	40	50	50
Length x Width x Height	cm	53x27x41.5	42x43x82	64x33x47.5	42x43x82	42x71x90.5	42x71x90.5
Weight	kg	17	25	23	31	49	61



VHW320 - VHW321

Multifunctional innovation

1.5 kW power. Ideal to be used both as equipment of process machines and/or for cleaning and maintenance activities, they mount the new PullClean system to clean effectively the cartridge filter while the vacuum is running. The VHW321, thanks to its innovative and smooth design, is extremely easy to clean and sanitize (GMP conformity). The H class certified vac allows the safe replacement of the absolute filter without getting in contact with hazardous material.



VHW420 - VHW421

When hygiene meets performances

2.2 kW power. The VHW420 has been designed to ensure the highest performances in fully automated applications operating 24/7. The VHW421 is the perfect symbiosis between performances and hygienic design for GMP requirements, it is easy to clean and sanitize but powerful.



TECHNICAL DATA	Unit	VHW320	VHW321	VHW420	VHW421
Voltage	V	400	400	400	400
Frequency	Hz	50	50	50	50
Protection class	IP	55	55	55	55
Insulation class	Class	F	F	F	F
Rated power	kW	1.5	1.5	2.2	2.2
Airflow without hose	L/min	3200	3200	5100	5100
Vacuum max	kPa	18.5	18.5	19	19
Sound pressure level	dB(A)	60	61	63	65
Container capacity	L	25	25	46	46
Main filter area	cm ²	10000	10000	20000	20000
Inlet	mm	50	50	70	70
Length x Width x Height	cm	44x78x117	44x73.5x117	54x97x139	54x97x139
Weight	kg	73	83	100	113



VHW440



The highest performances for total hygiene productions

4 kW power, it provides excellent performance in terms of vacuum, airflow and filtration for the total cleaning of production areas.



TECHNICAL DATA	Unit	VHW440
Voltage	V	400
Frequency	Hz	50
Protection class	IP	55
Insulation class	Class	F
Rated power	kW	4
Airflow without hose	L/min	7000
Vacuum max	kPa	23
Sound pressure level	dB(A)	67
Container capacity	L	46
Main filter area	cm ²	20000
Inlet	mm	70
Length x Width x Height	cm	54x97x139
Weight	kg	113



R Series



The fastest way to collect trims

From 0.85 to 4 kW power, suitable for the recovery of trims and cuttings (paper, plastic, textile) from production lines. Suction power, construction features and dimensions are therefore tailored according to the production machines they need to serve.



TECHNICAL DATA	Unit	R155	R305	3507W R
Voltage	V	230/400	230/400	230/400
Frequency	Hz	50	50	50
Protection class	IP	55	55	55
Insulation class	Class	F	F	F
Rated power	kW	1.1	2.2	4
Airflow without hose	L/min	3300	5100	8600
Vacuum max	kPa	21	31	29
Sound pressure level	dB(A)	72	75	74
Container capacity	L	150	150	215
Main filter area	cm ²	14350	14350	19000
Inlet	mm	50	50	70
Length x Width x Height	cm	66x125	66x125	120x70x140
Weight	kg	47	61	155



Electric Pneumatic Conveyors



Electric pneumatic conveyors generate vacuum through side channel blowers. Compliant with Regulation 1935/2004, they can be used in the food and pharmaceutical industry. The range includes:

- 3VT Series - conveyor for powder mixtures up to 500 kg/h and/or grains smaller than 1 mm. No demixing of the material.
- 9505 Series - blowing-based conveyor for empty capsules.
- A128X Series with single-phase brush motor - conveyor for materials up to 300 kg/h and grains larger than 1 mm.
- PCT421FG Series - conveyor, to transfer fragile products to the packaging machine.
- Modular systems: custom-made solutions for specific applications.

The "Modular system" line includes custom-made solutions for specific applications.



Compressed Air Pneumatic Conveyors



Vacuum generation within this type of pneumatic conveyor is carried out by using compressed air systems. This system has a low noise level, high flexibility of use and it takes up less space. Thanks to the vacuum generation technology, the pump feed compressor's energy consumption is similar to that of electric systems. The standard line guarantees a very high level of hygiene. Made of AISI 304 stainless steel, it is ideal when a perfect balance between performance, compactness and low maintenance is required. This range is equipped with the "S series" pump, with a capacity up to 3100 kg/h. The premium line is employed where an optimal level of technology, efficiency and hygiene is required. All the parts in contact with the material, except for the gaskets and the filter, are made of AISI 316L stainless steel; the "H Series" pump is even more efficient, in terms of energy consumption, and it can transport up to 2600 kg/h.



TECHNICAL DATA	Unit	3VT	3VT / 25	PCC00HP	PCC12HP	PCC44SF	PCC44HF	9505	A128	A136	PCT421FG	PCT320FG
Voltage	V	400	400	-	-	-	-	220/400	220	220	400	400
Frequency	Hz	50/60	50/60	-	-	-	-	50/60	50/60	50/60	50/60	50/60
Ip protection	Class	54	54	54	54	54	54	55	40	40	55	55
Insulation	Class	F	F	-	-	-	-	F	F	F	F	F
Rated power	W	0,55	0,75	Compressed air	Compressed air	Compressed air	Compressed air	0,36	1	1	2,2	1,5
Airflow max	m³/h	267	417	717	1433	4917	4617	1300	2700	2700	3960	3180
Vacuum max	kPa	74	74	75	75	75	75	-	21	21	19	18,5
Sound pressure level	dB(A)	61	61	70-73	69-77	69-77	69-77	62	74	74	65	60
Hooper capacity	L	11	11	2	3	14	14	198	8	16	7	7
Required pressure	bar	4/6	4/6	4/6	4/6	4/6	4/6	-	4/6	4/6	-	-
Air consumption	nl/sec, 6 bar	0,2	0,2	3,5	7	28	28	-	0,56	0,56	-	-
Main filter area	cm²	1200	1200	800	1400	2500	7500	11000	7500	14100	20000	19500
Inlet	mm	30	30	25	32/38	63/76	63/76	60	40	50	50	70
Hopper LxWxH	cm	27.5x27.5 x54.2	27.5x27.5 x54.2	35.1x38.6 x28.7	44.2x48.9 x67.1	46.2x44.8 x106.7	48.6x55.3 x103.8	-	44x30x73	55x40x87	49.1x36.5 x59.3	49.1x36.5 x59.3
Hopper weight	kg	-	-	12	22	34	40	-	14	18	7	7
Trolley + motor LxWxH	cm	76x46x87	76x46x87	-	-	-	-	120x61x120	-	-	90x46x145	90x50x139
Complete trolley	kg	78	78	-	-	-	-	104	-	-	55	73
Material		AISI 304/316L	AISI 304/316L	AISI 316L	AISI 316L	AISI 316L	AISI 316L	AISI 316L	AISI 304	AISI 304	AISI 304/316L	AISI 304/316L
Conveying capability up to	kg	500	500	300	600	2700	2200	700*	300	350	500	250

*Capsules per second



Centralised vacuum systems



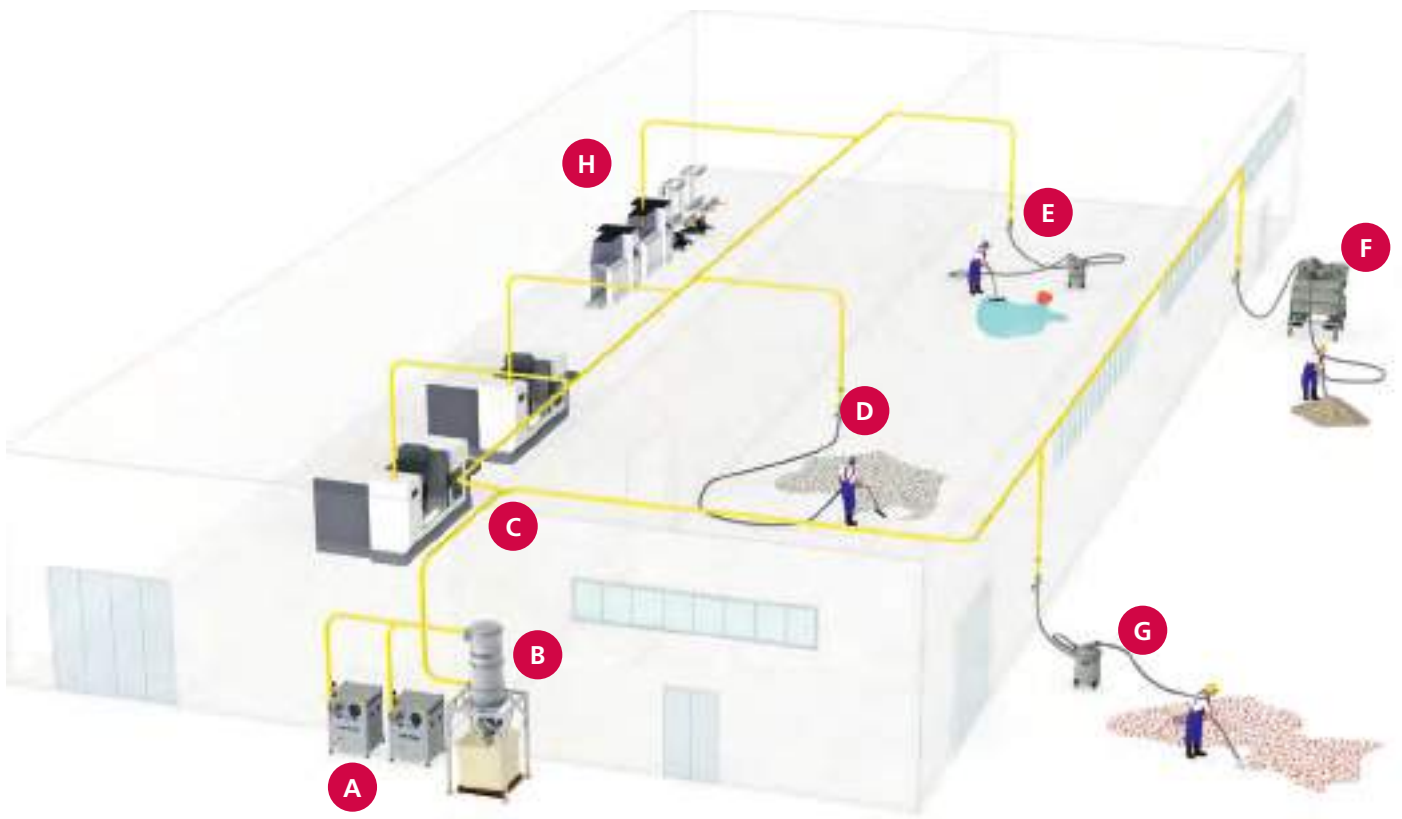
Centralised vacuum systems are the perfect tool to efficiently clean wide areas, with a lot of floor space, large amounts of waste to collect and even when interconnected to process machines to provide vacuum where needed.

The main advantages are:

- It allows to collect materials from many inlets simultaneously;
- it can work continuously, allowing an immediate saving on resources;
- vacuumed materials are collected in one single container, placed either inside or outside the factory, making it easier for the operators to provide for their disposal or recycling.

Centralised vacuum systems consist essentially of a suction unit, a control panel, a filtration system, a discharge system and a series of pipes with inlets in the requested positions.

The new range has been designed in order to be modular, silent, green, simply smart.



A Suction Unit	D Inlet for the tools quick connections	G Hot material pre-separator
B Silo/Filter Chamber	E Liquid pre-separator	H Process machines interconnection
C Pipeline	F Heavy Duty Pre-Separator	



Lightweight and heavy-duty performance

- Low sound level
- Washable filter in Polyester or Cotton material PTFE (non-stick) and Nomex (heat resistant) filter optional
- Lightweight aluminium construction - built for years of heavy duty cleaning
- Unique dual filter solution available with HEPA or ULPA exhaust filters
- Bagless operation possible dust class L certification

Lightweight and portable, the Nilfisk GM 80P provides quality, durability, high performance and efficient cleaning which is required by dust control professionals. The sturdy aluminium container means that the vacuum cleaner is almost indestructible and therefore especially suitable for heavy duty cleaning. Mounted on a strong steel trolley with large rubber wheels, the machine is easy to manoeuvre. Ideal for production lines, chemi/ pharma industries, hospitals and offices.



TECHNICAL DATA	GM 80P 220-240V UK
IP protection class	IP20
Rated power (W)	1200
Suction power end of tube (W)	270
Airflow without hose (l/sec)	38
Container capacity (l)	12.25
Main filter area (cm ²)	2100
Vacuum max (kPa)	27
Inlet (mm)	38
Weight (kg)	8
Length x width x height (mm)	390x300x410
Main filter type	COTTON
FEATURES	
Detachable cord	•
Robust steel chassis	•
Fleece filter bag	
Washable filter	•
L-class hazardous dust approval	
STANDARD EQUIPMENT	
EXTENSION TUBE D32	11112401
HOSE 38/32MM 2M STEEL BENT END	12097500
COMBI NOZZLE ROLLER PC D32	140 8492 510
BRUSH ROUND GREY 100 NATU	11276901
CREVICE NOZZLE KIT	81140900
FILTER COTTON GS/GM 80	61543000
MOTOR PROTECTION FILTER	11730410
TUBE BENT END D32 STEEL KIT	107402630
MICRO-STATIC FILTER	11641000
ITEM NO.	107418494

IVB 965 SD XC/ IVB 965 – 2H/M SD XC – Industrial Health & Safety Wet & Dry Vacuum Cleaners



For heavy-duty industrial cleaning and hazardous dust collection

- Twin motor industrial performance
- Xtreme Clean fully automatic filter cleaning system for high efficiency also in H class
- Big surface filter for high efficiency and low maintenance costs
- Stainless steel sit down container for easy handling and disposal
- 10 metre cable for a large working radius
- Disposal bag standard

The tougher the cleaning, the better the vacuum cleaner needs to be. This is why so much thought has gone into the design of the IVB 965-21 SD. With 7200 ltr. per minute of air flow and 3000 W of maximum power, it is capable of fast, productive cleaning of dirt, metal chips and liquid spills.



TECHNICAL DATA	IVB 965-0L EU	IVB 965-2H/M EU
IP protection class	IPX4	IPX4
Dust class	L	H/M
Rated power (W)	2x1200	2x1200
Suction power end of tube (W)	270	270
Airflow without hose (l/sec)	120	120
Container capacity (l)	50	50
Main filter area (cm ²)	7800	7800
Vacuum max (kPa)	23	23
Inlet (mm)	50 MultiFit	50 MultiFit
Weight (kg)	45	45
Length x width x height (mm)	615x690x990	615x690x990
Main filter type	PET Nano	Paper/Glass Fibre
FEATURES		
Anti-static system	•	•
Motor speed control	•	•
Low working sound level	•	•
Washable PET fleece filter	•	
XtremeClean filter cleaning	•	•
Disposal bag 1 pcs	•	•
STANDARD EQUIPMENT		
FILTER ELEMENT D275X187 H-CLASS		107400564
FILTER ELEMENT D275X187 PET NANO M-CLASS	107400562	
DISPOSAL BAG ATTIX 7 5 PCS	302001480	302001480
SAFETY FILTER BAG ATTIX/IVB 9 SET5		302003473
ITEM NO.	302002916	302002917

IVB 7X – ATEX TYPE 22 – Industrial Health & Safety Wet & Dry Vacuum Cleaners



Health & Safety Wet & Dry vacuum cleaner for ATEX Zone 22 explosive dust

- Safety vacuum cleaner for dust class M
- ATEX Zone 22 approved single-phase vacuum cleaner
- EC drive motor technology, long life / ATEX applications
- 'Tilt or Lift Out' container emptying. The 70 litre stainless steel container can be easily tilted in the frame or lifted off for emptying.

The IVB 7X M class is equipped with the unique EC drive motor system. This ensures a long product lifetime and use in ATEX zone 22 areas. The IVB 7X is approved according to ATEX directive 94/9/EC for the use in Z 22.



TECHNICAL DATA	IVB 7-M UK	IVB 7-M ATEX TYPE 22 EU
IP protection class	IP54	IP54
Dust class	M	M
Rated power (W)	1200	1200
Suction power end of tube (W)	270	270
Airflow without hose (l/sec)	56	56
Container capacity (l)	70	70
Main filter area (cm ²)	3000	3000
Vacuum max (kPa)	25	25
Inlet (mm)	50 type 22	50 type 22
Weight (kg)	27.2	27.2
Length x width x height (mm)	580x605x970	580x605x970
Main filter type	PET	PET
FEATURES		
Filter bag	•	•
Motor speed control	•	•
Automatic On/Off-elec. tools	•	•
ATEX hazardous TYPE 22 approval	•	•
Extra socket for tool	•	•
STANDARD EQUIPMENT		
FILTER ELEMENT Ø185X140 PET M-CLASS	302000490	302000490
HOSE Ø36X4000MM W COUPLING TYPE 22	44193	44193
ITEM NO.	302002305	302001895

*Note EU Plug Fitted

IVB 995 ATEX TYPE 22 – Industrial Health & Safety Wet & Dry Vacuum Cleaner



Health & safety wet & dry vacuum cleaner for ATEX Zone 22 explosive dust

- Industrial specifications, robust construction, and powerful... the definition of IVB 9
- Approved for ATEX Zone 22, M and H class
- 2 Brushless EC (Electronic Controlled) motors
- XtremeClean™ fully automatic filter cleaning system for high efficiency
- Big surface H class filter for high efficiency and low maintenance costs
- Stainless Steel SitDown container for perfect handling and disposal
- 10 metre cable for a large working radius
- Disposal and safety filter bag standard

The IVB 995-0H/M SD XC TYPE 22 is the most powerful twin motor vacuum cleaner that is approved to be used for both M and H Class dust in Zone 22 environments. Featuring XtremeClean™ filter cleaning and a Stainless Steel SitDown container. The perfect concept for Industrial use where safety is a must.



TECHNICAL DATA

IVB 995 ATEX TYPE 22 EU

IP protection class	IP54
Dust class	H/M
Rated power (W)	2x1100
Suction power end of tube (W)	270
Airflow without hose (l/sec)	120
Container capacity (l)	50
Main filter area (cm ²)	10000
Vacuum max (kPa)	23
Inlet (mm)	50 Type 22
Weight (kg)	45
Length x width x height (mm)	615x690x990
Main filter type	Paper/Glass Fibre
FEATURES	
Softstart	•
Anti-static system	•
Low working sound level	•
M-class hazardous dust approval	•
H-class hazardous dust approval	•
ATEX hazardous TYPE 22 approval	•
XtremeClean filter cleaning	•
STANDARD EQUIPMENT	
FILTER ELEMENT D275X187 H-CLASS	107400564
MOTOR COOLING AIR FILTER ATTIX9/IVB9	107400041
ITEM NO.	302002919

*Fitted with EU plug

Overview of Accessories




Fixed floor nozzle
Type 22, Ø50x600 mm



Pipe cleaning nozzle



filter bag sets, 5 pcs.



Safety filter bag, 5 pcs.



MAC/floor kit (38mm)
Multi fit rubber hose (38mm)



Vacuum cleaner kit
For special health and safety applications



Oven cleaning set
Ø38mm



Industrial set
Ø50mm



Chip set
Ø50mm

Features – designed to meet customer needs!

Nilfisk offers you a complete range of innovative and powerful wet & dry vacuum cleaners - all designed to accommodate not only your most demanding professional cleaning needs, but also to match your specific level of requirements in terms of suction power, with features such as advanced filtration, very low noise, high performance and automatic or semi-automatic filter cleaning.

XtremeClean™

This advanced technology delivers automatic filter cleaning while you work at full vacuum performance. Using either valve or servo based solutions, XtremeClean™ ensures an even longer lifetime, high efficiency and prevents power loss through restricted airflow – without interruptions.

InfiniClean™

InfiniClean™ automatically cleans the filter during operation using a reversed air pulse that is activated every 15 seconds – increasing the airflow up to 20%. The durable and washable PTFE long-life filter with non-stick membrane can be used for both wet and dry pick-up.

Push&Clean™

This technology allows fast and simple cleaning of the filter cartridge. When pushing the filter cleaning button, the surrounding air enters the filter cartridge in the opposite direction. Dirt is blasted off the filter and the suction performance is high again. A comfortable, powerful yet gentle way of cleaning the filter.

MultiFit™

MultiFit was conceived so that all suction hoses, regardless of whether the diameter is 27, 32, 36, 38 or 50 mm, can be connected to the vacuum without further expenditure. On most models, the MultiFit hose inlet gives the flexibility to choose between universal or AntiStatic hoses.

SoftStart™

A voltage dropout can lead to system break downs if the appliance is sensitive to voltage fluctuation. SoftStart keeps the starting current low and reduces voltage dropout. The function is certified by an independent testing institution.

AntiStatic

The friction of dust particles can a buildup of static electricity in the hose which can cause electrical shocks or even ignite explosive material or combustible dust. The Nilfisk AntiStatic system means that the vacuum inlet fittings are earthed and electrostatic charges are prevented.

AutoOnOff™

By connecting the tool directly to the machine, dust is vacuumed directly from source and the vacuum is switched automatically on and off with the tool. Follow up controls are included for the complete emptying of the suction hose and continuous power regulation.

SystemEC™

The SystemEC, used in all Nilfisk ATEX ZONE 22 vacuums, is a single-phase drive system developed with an electronically commutated direct current motor. The motor is electronically controlled, making carbon brushes unnecessary.

FlowSensor™

This patented technology, used in all Nilfisk H and M class and TYPE 22 vacuum cleaners electronically measures air flow directly with the use of two thermal gates. Air flow can be determined in all operating conditions regardless of hose diameter and/or power supply fluctuation.

Scrubber Dryers

Results you can rely on

The Nilfisk range of scrubber dryers allows you to clean efficiently up to 11.700 m² per hour. You can trust us on four priorities when we design and develop the machines –

excellent cleaning results, ease of use, maximum lifespan and low maintenance and service costs.



Less downtime with the Nilfisk "tool-free" system

The exclusive Nilfisk "tool-free" system allows the operator to check or change the brushes and decks quickly and easily, thus keeping downtime to a minimum and saving money. Our machines are designed to be easy to maintain, all the main parts can be accessed quickly and directly.

Making the most of your up-time

All scrubber dryers have been built for easy maintenance and maximum up-time. This is enhanced by features like:

- Easy access to key components like batteries and vacuum motor
- Easy and quick change of squeegee blades, brushes and pads
- No tools needed to change accessories
- Easy access to batteries for service; easy to charge

Discs and brushes for every application

All discs and brushes are designed to carefully clean many types of floors. Nilfisk scrubber dryers can safely and effectively clean all hard floor surfaces. Nilfisk can advise on the machine, accessory and detergent most suitable for use in your premises. Our machines remove all types of dirt: dust, oil, rubber etc. Nilfisk has the perfect solution for you.

Get more out of your scrubber dryer with our range of accessories

- Batteries or cable: depends on the environment to clean
- Charger on board or not: to charge everywhere you want
- Monoblocs or cells in a tray batteries: depends on the running time you need
- Cylindrical or flat brush system: depends on the floor and if you need to sweep or not
- Brushes or pads: a large choice to be closed to the cleaning task

Comfort comes as standard with ClearView™

An analysis of the Nilfisk machine reveals that the ergonomic design offers the required comfort to the operator, thus reducing stress and work absenteeism. For example, the ClearView™ system, patented by Nilfisk, offers the operator a wide field of vision, allowing him to control all functions without the need to dismount from the machine. Other features are also critical, such as accessible controls, easy to drive steering wheel and adjustable driving seats. Prioritising safety and user friendliness is our primary concern when developing new cleaning solutions.

Innovative features for every floorcare application

Nilfisk's complete range of floorcare solutions utilises a number of innovative technologies designed to improve not only your cleaning results, but also to lower your total cost of ownership.

DustGuard™

A fogging system that bonds airborne dust particles so they fall to the ground to be swept by side brooms into the cleaning path of the main broom. 70% greater dust controlled productivity than conventional sweepers which only use dust control on main broom.

OneTouch™

One button activates all cleaning/sweeping functions for increased ease-of-use and quick operator training.

SmartFlow™

A system that adjusts the flow of water and detergent according to the speed of the machine – guaranteeing consistent consumption for each square metre of flooring.

REV™

With REV the scrubbing pad moves in an orbital pattern rather than just spinning, leaving no swirl marks or uneven wear paths. This feature, in combination with the correct surface preparation pad, means that the floor finish can be removed using water only.

EcoFlex™

Nilfisk Ecoflex™ ensures you get every floor cleaned, from light traffic areas to heavily soiled areas, in the most environmental friendly way, easily and efficiently while saving money.

QuickChange™

The QuickChange™ interchangeable deck system provides eight unique disc or cylindrical decks for a single machine that can be changed quickly and easily so that you always have the right pad for the job.

SmartKey™

SmartKey™ provides you with two different levels of access for both user and super user resulting in the increased security of your machine and ease-of-use in daily operation.

TrackClean™

A fleet management system that optimises your cleaning program and monitors cleaning performance helping you reduce costs and stay in control.



The master of small space cleaning

- Ergonomic handle for comfortable one or two handed operation
- Easy to carry and to transport from one place to another – only 12 kg weight
- Flat recovery tank design and full access makes it fast and easy to clean 100% of the recovery tank from any dirt
- Low deck profile and offset allows cleaning in hard to reach places
- Easy and quick maintenance
- Robust aluminum frame design guarantees high reliability and long life time

The SC100 is a small scrubber dryer for in-depth cleaning of narrow and small areas. Compared to the manual solution of mop and bucket, this compact upright machine will get the job done much faster offering a superior cleaning performance. Dual squeegees allow for the SC100 to clean both forwards and in reverse for optimum manoeuvrability.



reddot award 2017
winner

TECHNICAL DATA	SC100 E UK
Rated power (W)	800
Sound pressure level at 1.5 m (dB(A) ISO 3744)	72 ± 2
Productivity rate theoretical/ actual (m ² /h)	620/310
Scrubbing width (mm)	310
Solution/recovery tank (l)	3/4
Brush quantity and type	1 Cylindrical
Brush speed (rpm)	2100
Length x width x height (mm)	400x360x1150
Gross weight (gvw) (kg)	15
FEATURES	
Detachable cord	•
Automatic solution shut off	•
Solution level indicator	•
Delivered ready to use (full package)	•
Tank in tank solution	•
Two hands working handle	•
STANDARD EQUIPMENT	
BRUSH CYL 310MM MEDIUM WHITE	107411860
2-HAND HANDLE	107413470
DETACHABLE CORD 10M UK	107413491
SQUEEGEE 321MM 13 KIT	107411867
ITEM NO.	107408102



Sweep, scrub and dry in one pass with the SC250

- Tank-in-tank design for carrying in one hand provides easy emptying and refilling
- Runtime of up to 40 minutes on a fully charged battery
- Fast battery charging in just 40 minutes enables continuous cleaning with the use of two batteries
- Adjustable handle for use and storage
- OneTouch™ button activates all essential functions and touch sensors in the handle which provide an easy operation
- 'No tool' inspection, service and maintenance

The SC250 is a compact scrubber dryer for fast and effective cleaning of hard floors. With the SC250 you get a light and productive machine that ensures efficient cleaning in both directions. The low sound level means it is suited for daytime cleaning. Debris, dirt and even the smallest dust particles are removed effectively by the 34 cm cylindrical brush. For more in-depth cleaning without the sweeping feature a microfiber roller can be used as option.



reddot award 2017
winner

TECHNICAL DATA

SC250 34C B

Voltage (V)	36
Rated power (W)	300
Sound pressure level at 1.5 m (dB(A) ISO 3744)	66 ±3
Productivity rate theoretical/ actual (m ² /h)	1360/680
Solution/recovery tank (l)	6/6
Brush quantity and type	1 Cyl
Brush speed (rpm)	1000
Brush pressure (kg)	Max 12
Squeegee width (mm)	340
Length x width x height (mm)	630x425x400
Gross weight (gvw) (kg)	32
Power consumption (kW)	0.3
Running time (min.)	40

FEATURES

Compact design	•
Lithium Battery	•
Delivered ready to use (full package)	•
OneTouch™ Button	•
Tank in tank solution	•
Scrubbing and sweeping	•

STANDARD EQUIPMENT

BRUSH CYL 340MM MEDIUM NYLON WHITE	9100002066
MINI CONTAINER PLAST. F DIRT SIP	9100001964
SQUEEGEE 360MM PU 2 PCS SET	9100002064
BATTERY LI KIT INCL CHARGER EU UK	9100002056

ITEM NO.	9087380020
-----------------	-------------------



Next generation in daily small area scrubbing and drying

- 27 kg of down pressure for outstanding scrubbing effectiveness
- Powerful brush motor & excellent suction performance
- Removable two tank system with transparent plastic lid and rubber protected handles makes them easy to carry
- Simple to use control panel with three operating-modes makes it easy to control even for beginners
- Easy deck adjustment for perfect traction control
- Patent elastic strap system to easy install and remove squeegee blades without any tools

The SC351 has a rotating deck that enables both forwards and backwards scrubbing and drying. The compact size makes it suitable for cleaning in small and crowded places, between and under tables and furniture and other less accessible areas. The compact design and foldable handle also means the SC351 is easy to transport and store even when space is limited.



TrackClean™

TECHNICAL DATA

SC351 FPKG PH UK

Voltage (V)	12
Rated power (W)	450
Sound pressure level at 1.5 m (dB(A) ISO 3744)	64
Productivity rate theoretical/ actual (m ² /h)	1480/890
Scrubbing width (mm)	370
Solution/recovery tank (l)	11/11
Brush quantity and type	1 Disc
Brush speed (rpm)	140
Brush/pad diameter (mm)	370/355
Brush pressure (kg)	27
Squeegee width (mm)	470
Length x width x height (mm)	730x475x450
Gross weight (gvw) (kg)	73

FEATURES

Built-in charger	•
Automatic brush shut off	•
Automatic solution shut off	•
Battery version	•
Roller bumpers on squeegee	•
Battery level indicator	•
Squeegee	•

STANDARD EQUIPMENT

PAD HOLDER FLAT 14 355MM	9099672000
BRUSH DISC 370MM 14.5 PROLENE BLUE	9099999000
BLADE SQUEEGEE 370MM 14.5 PU KIT	9100000077
BATTERY 12V 55AH AGM SPIRACEL	9100001664
CHARGER BATT. O/B 12V 15A 230V EU KIT	9100000713

ITEM NO.

CM9087341020-04



High and consistent cleaning performance for hours

- Up to 4 hours runtime on a fully charged battery and up to 100 minutes before the solution tank needs to be refilled
- Productive and powerful vacuum motor ensures a perfect cleaning and drying result
- Brush click on/off, and light weight squeegee with no hose connection
- Patented elastic strap system makes squeegee maintenance easy and simple
- Detergent mixing system will prevent overdosing of chemicals – saving the environment and the total cost of cleaning
- The patented Nilfisk SilentTech™ technology reduces the sound level to 65dB - or 60dB in silent mode (battery models only)

The compact and highly manoeuvrable SC401 offers the speed, accuracy and ease-of-use you need for better floor cleaning. To make things complete this high-performance machine has an extremely low sound level to enable daytime cleaning – even in noise sensitive areas. The SC401 is available in both battery and cable versions. The battery version is available also with traction to maximise the user's ergonomics and comfort when using the machine.



TECHNICAL DATA	SC401 43 B FULL PKG	SC401 43 BD FULL PKG	SC401 43 E UK
Voltage (V)	24	24	230 V - 50-60 Hz
Rated power (W)	450	450	450
Sound pressure level at 1.5 m (dB(A) ISO 3744)	65 (60) ±3	65 (60) ±3	68 ±3
Scrubbing width (mm)	430	430	430
Solution/recovery tank (l)	30/30	30/30	30/30
Brush quantity and type	1 Disc	1 Disc	1 Disc
Brush speed (RPM)	140	140	170
Brush pressure (kg)	24	24	30
Squeegee width (mm)	720	720	720
Length x width x height (mm)	1180x458x1055	1180x458x1055	1180x458x1055
Gross weight (gvw) (kg)	166	158	148
FEATURES			
Battery model	•	•	
Cable model			•
Drive version		•	
OneTouch™ Button	•	•	•
Brush click-on/off	•	•	
Nilfisk SilenTech™ and Silent Mode	•	•	
Squeezable drain hose with flow control	•	•	•
Debris tray	•	•	•
Filling hose	•	•	•
Detergent Mixing System	•	•	
STANDARD EQUIPMENT			
FILLING HOSE	9097290000	9097290000	9097290000
CABLE EXTENSION EU PLUG L.2000MM SIP	9100000787	9100000787	
CABLE EXTENSION UK PLUG L.2000MM	1465629000	1465629000	
BLADE SQUEEGEE 730MM 29 GUM KIT	9100002541	9100002541	9100002541
PAD HOLDER FLAT 17 432MM	9100002050	9100002050	9100002050
BRUSH D.430 PROLENE PPL	L08812891	L08812891	L08812891
METER HOUR 24V KIT	9100002257	9100002257	
DETERGENT SOLUTION SYSTEM KIT	9100002531	9100002531	
HOSE QUICK CONNECTION	9100002572	9100002572	9100002572
BATT. 12V-76AH GEL MONOBLOC	80564310	80564310	
CHARGER ON-BOARD 24V 13A 100-230V KIT EU/UK	9100002545	9100002545	
ITEM NO.	9087390020	9087398020	CM9087392020-01



Simple and ready to use walk-behind scrubber dryer

- Easy to use with OneTouch™ button that activates all scrubbing functions
- Integrated solution tank and recovery tank for high capacity
- Compatible with all Nilfisk accessories
- Excellent water pick-up

The SC430 is the perfect choice for simple and reliable daily cleaning of indoor medium-sized areas. With a reduced pushing force and a user friendly design the SC430 is intuitive to use.



TECHNICAL DATA

SC430 53 B GO UK

Voltage (V)	24
Rated power (W)	900
Sound pressure level at 1.5 m (dB(A) ISO 3744)	70 ±3
Productivity rate theoretical/ actual (m²/h)	2120/1272
Scrubbing width (mm)	530
Solution/recovery tank (l)	40/40
Brush speed (rpm)	150
Brush/pad diameter (mm)	530/508
Brush pressure (kg)	35
Max speed (km/h)	4
Squeegee width (mm)	760
Gross weight (gvw) (kg)	175

FEATURES

Blades can be used on 4 edges	•
Battery level indicator	•
Water level indicator	•
Ergonomic handle with two safety switches	•
Quick change system for squeegee blades	•
Squeezable drain hose with flow control	•
Delivered ready to use (full package)	•

STANDARD EQUIPMENT

BRUSH DISC 530MM 21 PROLENE BLUE	L08837025
BLADES NON MARKING 740MM/29 KIT	909 6858 000
BATTERY DISCOVER 12V 84Ah	1464853000
PAD HOLDER FLAT 20 508MM	9099671000

ITEM NO.	CM50000334-01
-----------------	----------------------



A cost effective scrubber dryer with great features that makes cleaning easy

- The low noise level enables daytime cleaning for increased efficiency
- Adjustable machine deck and 34 kg down pressure for heavy-duty tasks for all round cleaning
- Automatic vacuum motor shut off when tank is full and the brushes and water turns off automatically when in neutral
- Large recovery tank and removable lid for easy cleaning – fast and hygienic

The SC450 combines performance, reliability, productivity and ease of use in a well designed and cost efficient all round scrubber dryer. You achieve easy maintenance and low consumption of water, detergents and energy. The SC450 design includes a Polyethylene corrosion proof rotomolded tank and automatic squeegee release system to ensure durability and extend the lifetime of the machine.



TrackClean™

TECHNICAL DATA

SC450 B

Rated power (W)	810
Sound pressure level at 1.5 m (dB(A) ISO 3744)	68
Productivity rate theoretical/ actual (m²/h)	2120/1272
Scrubbing width (mm)	530
Solution/recovery tank (l)	40/45
Brush quantity and type	1 Disc
Brush speed (rpm)	154
Brush/pad diameter (mm)	530/508
Brush pressure (kg)	34
Squeegee width (mm)	760
Length x width x height (mm)	1174x760x980
Gross weight (gvw) (kg)	190

FEATURES

Battery version	•
Blades can be used on 4 edges	•
Battery level indicator	•
Ergonomic handle with two safety switches	•
Squeezable drain hose	•
Squeegee	•

STANDARD EQUIPMENT

BLADES NON MARKING 740MM/29 KIT	9100000279
BATT. 12V-105AH GEL MONOBLOC (x2)	80564400
CHARGER BATT. O/B 24V 13A 100-230V KIT	909 6739 000
PAD HOLDER FLAT 20 508MM	9099671000
BRUSH DISC 530MM 21 PROLENE BLUE	L08837025

ITEM NO.	CM9087370020-03
-----------------	------------------------



Designed to improve productivity and drive down your cleaning costs

- Low noise level enables daytime cleaning
- Ergonomic drive paddle and informative display with OneTouch™ button and easy click on/off for the brush/padholder.
- SmartKey™ - separate super user and operator key
- Ecoflex system with flexible detergent setting and water-only cleaning
- Automatic brush speed control to save energy
- Up to 5 hours of run time

The SC500 is designed to improve productivity and drive down your total cleaning costs. These significant benefits are achieved through ease-of-use and a series of technical features enabling daytime cleaning and the most effective use of water and detergent. Productivity is taken to a new level with the automatic adjustment of the water/detergent solution flow according to the speed of the machine. Using this control ensures consistent cleaning results and optimises consumption of water and chemicals so the operator can focus on getting the job done.



TrackClean™

TECHNICAL DATA	SC500 53 B	SC500 53 B FULL PKG	SC500 53R B
Voltage (V)	24	24	24
Rated power (W)	930	930	930
Sound pressure level (dB(A) BS 5415)	63 (60) ±3	63 (60) ±3	65 (63) ±3
Productivity rate theoretical/ actual (m ² /h)	2650/1590	2650/1590	2550/1530
Scrubbing width (mm)	530	530	508
Solution/recovery tank (l)	45/45	45/45	45/45
Brush quantity and type	1 Disc	1 Disc	1 Disc
Brush speed (rpm)	155	155	0-30
Brush/pad diameter (mm)	530/508	530/508	508/508
Brush pressure (kg)	15/30	15/30	22/30
Max speed (km/h)	5	5	5
Squeegee width (mm)	720	720	720
Length x width x height (mm)	1277x720x1063	1277x720x1063	1277x720x1063
Gross weight (gvw) (kg)	207	207	210
Vibration level at the operator's body (m/s ²)	<2.5	<2.5	<2.5
Solution flow (cl/m)	0.75/1.5/3	0.75/1.5/3	0.38/0.75/1.5
FEATURES			
Battery version	•	•	•
Click on-off brush	•	•	
Debris tray	•	•	•
Ecoflex™ prepared	•	•	•
Squeezable drain hose with flow control	•	•	•
Delivered ready to use (full package)		•	
Squeegee	•	•	•
STANDARD EQUIPMENT			
HOSE FILLING SIP	9100000703	9100000703	9100000703
SMART KEY USER	56116518	56116518	56116518
SMART KEY SUPERVISOR	56116519	56116519	56116519
ECOFLEX™ DETERGENT KIT SC500		9100002395	
BRUSH DISC 530MM 21 PROLENE BLUE		L08837025	
BLADE SQUEEGEE 700MM 22 GUM KIT	9100000810	9100000810	9100000810
BATT. 12V-105AH GEL MONOBLOC		80564400	
CHARGER BATT. O/B 24V 13A 100-230V KIT		9099995000	
PAD HOLDER FLAT 20 508MM		9099671000	
ITEM NO.	9087401020	CM9087400020-01	9087402020



Simple, efficient and cost effective scrubber dryer

- Easy to use with OneTouch™ button activates all scrubbing functions
- Tilting recovery tank for easy access to batteries and chemicals
- Ergonomic pedal to easily lift and lower the deck
- Easy click-on and off system releases the brush/pad effortlessly
- Excellent water pick-up

The SC530 is a simple, trustworthy and cost-effective scrubber dryer and the perfect choice for applications such as schools, hospitals, supermarkets and public buildings. The SC530 enables you to clean large areas in a reduced time thanks to the 61 litre tank capacity, less time is spent refilling and emptying the tanks increasing productivity.



TECHNICAL DATA	SC530 53 BD GO FULL PKG UK	SC530 53 B GO
Voltage (V)	24	24
Rated power (W)	800	800
Sound pressure level at 1.5 m (dB(A) ISO 3744)	69	69
Productivity rate theoretical/ actual (m ² /h)	2385/1431	2120/1272
Scrubbing width (mm)	530	530
Solution/recovery tank (l)	61/61	61/61
Brush speed (rpm)	150	150
Brush/pad diameter (mm)	530/508	530/508
Brush pressure (kg)	23	27
Length x width x height (mm)	1260x550x1080	1260x550x1080
Gross weight (gvw) (kg)	233	227
FEATURES		
With traction motor	•	
Blades can be used on 4 edges	•	•
Battery level indicator	•	•
Water level indicator	•	•
Ergonomic handle with two safety switches	•	•
Quick change system for squeegee blades	•	•
Squeezable drain hose with flow control	•	•
STANDARD EQUIPMENT		
BRUSH DISC 530MM 21 PROLENE BLUE	L08837025	L08837025
BLADES NON MARKING 740MM/29 KIT	9100000279	9100000279
PAD HOLDER FLAT 20 508MM	9099671000	-
BATT. 12V-105AH GEL MONOBLOC	80564400	-
24V 13A CHARGER KIT AGM WITH HARNESS	VS10267	VS10267
ITEM NO.	CM50000335-02	50000336



Smarter design, lowering your cleaning costs

- The recovery tank can be tilted for easy cleaning and better access to batteries and detergent solution
- Adjustable scrubbing pressure allows optimal cleaning in all conditions
- Low noise level permits cleaning anywhere at any time, even in noise sensitive areas
- Interchangeable brush decks allow choice of 3 different sizes; 53 & 61 cm disc or 51 cm cylindrical
- Ecoflex™ provides substantial savings in water and detergent consumption

These scrubber dryers offer more of everything that is important for floor cleaning efficiency: more productivity, more running time, more ergonomic features, more reliability, more options and more cost-effectiveness. The floating brush deck, large wheel traction, waterproof electrical control box and quality design throughout add up to extended machine life and reliability.



TrackClean™

TECHNICAL DATA	BA 551C D	BA 551 D	BA 611 D
Rated power (W)	1330	1010	1230
Sound pressure level at 1.5 m (dB(A) ISO 3744)	65.8	65.8	65.8
Productivity rate theoretical/ actual (m²/h)	2860/1720	2970/1785	3420/2055
Scrubbing width (mm)	510	530	610
Solution/recovery tank (l)	55/55	55/55	55/55
Brush quantity and type	2 Cylindrical	1 Disc	2 Disc
Brush speed (rpm)	570	135	230
Brush/pad diameter (mm)	-	530/508	305/305
Brush pressure (kg)	26	21/28	21/28
Max speed (km/h)	5.6	5.6	5.6
Squeegee width (mm)	760	760	810
Length x width x height (mm)	1320x540x1090	1320x540x1090	1310x650x1090
Gross weight (gvw) (kg)	258	255	256
FEATURES			
With traction motor	•	•	•
Cable version			
Battery version	•	•	•
Interchangeable brush deck	•	•	•
Water level indicator	•	•	•
Ecoflex prepared	•	•	•
Squeegee	•	•	•
STANDARD EQUIPMENT			
BLADES NON MARKING 740MM/29 KIT	9100000279	9100000279	
BLADES NON MARKING 840MM/33 KIT			9100000280
CHARGER BATT. O/B 24V 13A 100-230V KIT	909 6739 000		
ITEM NO.	908 7158 020	908 7147 020	908 7159 020



Boost your productivity in large area cleaning

- Extremely low noise level (down to 58 dB(A)) makes daytime cleaning viable
- Combination of up to 71cm scrubbing width, 5.6 km/h speed and large capacity tanks provide high productivity
- Eco Dosage System (EDS) is available to save both water and detergent costs and to optimise the cleaning process
- Interchangeable brush decks allow a choice of 2 different disc sizes or 71 cm cylindrical
- Optional Ecoflex™ chemical kit, for automatic and accurate detergent mixing

The BA651/751 series represents innovation in the world of scrubber dryers and added value for cleaning professionals. More versatility, up to 30 percent greater productivity, better-than-ever reliability, extremely silent operation and the most advanced ergonomics available. The sturdy construction, state of the art design and better materials offer more reliability and a longer working life.



TrackClean™

TECHNICAL DATA	BA 651	BA 751	BA 751C
Voltage (V)	24	24	24
Rated power (W)	1420	1420	1820
Sound pressure level at 1.5 m (dB(A) ISO 3744)	58	58	58
Productivity rate theoretical/ actual (m ² /h)	3700/2200	3980/2390	3980/2390
Scrubbing width (mm)	660	710	710
Solution/recovery tank (l)	85/85	85/85	85/85
Brush quantity and type	2 Disc	2 Disc	2 Cylindrical
Brush speed (rpm)	220	220	613
Brush/pad diameter (mm)	330/330	370/355	-
Brush pressure (kg)	32/52	32/52	35
Max speed (km/h)	5.6	5.6	5.6
Squeegee width (mm)	890	890	890
Length x width x height (mm)	1500x600x1050	1500x600x1050	1470x600x1050
Gross weight (gww) (kg)	470	470	470
FEATURES			
Disc brush version	•	•	
Hopper for collecting debris			•
Adjustable handle	•	•	•
Click on-off brush	•	•	
Water level indicator	•	•	•
Ecoflex prepared	•	•	•
Squeegee			
STANDARD EQUIPMENT			
BLADES NON MARKING 890MM/35 KIT	9100000281	9100000281	9100000281
CHARGER BATT. ON BOARD 24V 25A 230V KIT	9097597000		
SPLASH GUARD DECK 650MM/26	909 5224 000		
SPLASH GUARD DECK 750MM/30		909 5345 000	
BATT. 6V-180AH GEL MONOBLOC (x4)	80564000		
PAD HOLDER BRIST. 13 330MM W/CENTER LOCK (x2)	909 5330 000		
BRUSH DISC 330MM 13 PROLENE BLUE (x2)	909 5332 000		
ITEM NO.	CM9087241020-31	9087243020	9087246020



Giving you superb results in heavy-duty cleaning

- Powerful brush and vac motors, high down pressure (up to 77 kg), outstanding cleaning and drying performance: the best answer for heavy duty “industrial” cleaning tasks
- Low noise level enables daytime cleaning
- Large 95 litre solution and recovery tanks give extra capacity for longer working time
- The scrub deck is protected with removable covers that prevent damage to walls and doors, while providing easy access for maintenance

The SC800 is designed for heavy-duty cleaning but is easy to handle and flexible in many cleaning applications. It is ideal for routine cleaning from ultra light to heavy scrubbing such as entryways, spillages, grease removal, grout and porous-surface cleaning. The SC800 provides maximum performance, easy handling, low maintenance, superb cleaning results and yet it is an eco-friendly solution.



TrackClean™

TECHNICAL DATA	SC800-71	SC800-71C	SC800-86
Voltage (V)	24	24	24
Rated power (W)	1890	1910	1890
Sound pressure level at 1.5 m (dB(A) ISO 3744)	61	61	61
Productivity rate theoretical/ actual (m ² /h)	4120/2470	4120/2470	4990/2990
Scrubbing width (mm)	710	710	860
Solution/recovery tank (l)	95/95	95/95	95/95
Brush quantity and type	2 Disc	2 Cylindrical	2 Disc
Brush speed (rpm)	270	840	270
Brush/pad diameter (mm)	355/355	-	430/432
Brush pressure (kg)	36/77	36	36/77
Max speed (km/h)	5.8	5.8	5.8
Squeegee width (mm)	910	910	1050
Length x width x height (mm)	1480x780x1130	1480x780x1130	1480x780x1130
Gross weight (gvw) (kg)	487	492	488
FEATURES			
Disc brush version	•		•
Front and rear bumpers	•	•	•
Cylindrical brush version		•	
Interchangeable brush deck	•	•	•
Adjustable brush pressure	•		•
Ecoflex prepared	•	•	•
Squeegee	•	•	•
STANDARD EQUIPMENT			
REFILLING HOSE KIT	56112355	56112355	56112355
BLADE KIT-SQUEEGEE GUM	56112330		
BLADE KIT-SQUEEGEE LINATEX		56112331	
ITEM NO.	56112034	56112036	56112035



Innovative stand-on scrubber dryer

- Easy handling. Just step up and go
- Intuitive dashboard with user-friendly menu for setting parameters for cleaning conditions and floor type
- 44 litre tank with controlled water flow allows cleaning up to 75 minutes per tank
- Low noise level and a silent mode option, makes it ideal for sound sensitive areas and daytime cleaning
- Up to 3.5 hours battery run time
- Ecoflex detergent mixing system (optional)

The SC1500 is an innovative stand-on scrubber dryer providing you with superior efficiency due to unprecedented ease of use, increased performance, high quality and reliability. These features make the SC1500 an obvious choice for many cleaning applications.



TrackClean™

TECHNICAL DATA

SC1500

Voltage (V)	24
Rated power (W)	840
Productivity rate theoretical/ actual (m ² /h)	2438/1707
Scrubbing width (mm)	510
Solution/recovery tank (l)	44/46
Brush quantity and type	1 Disc
Brush speed (rpm)	140
Brush pressure (kg)	23/40
Max speed (km/h)	Fwd 4.8/Rev. 3.5
Squeegee width (mm)	680
Length x width x height (mm)	1230x610x1330
Gross weight (gvw) (kg)	326
Min. aisle turn (cm)	151

FEATURES

Battery version	•
One touch control panel	•
Debris tray	•
Ecoflex prepared	•
Squeegee	•

STANDARD EQUIPMENT

DEBRIS CAGE KIT	56104360
REFILLING HOSE KIT	56112355
SQUEEGEE KIT-BLADE-LINATEX	56104483
SPLASH GUARD 510MM 20	56104240

ITEM NO.	56104002
-----------------	-----------------



Productivity of a ride-on with the footprint of a walk-behind

- Consistent cleaning results as the solution flow is automatically controlled by speed
- Low noise level with silent mode setting working at just 62 ±3 dBA enabling daytime cleaning
- Easy to use dashboard with OneTouch™ button and intuitive display integrated in the steering wheel
- Water filling system automatically shutoffs when the tank is full
- Ecoflex™ system with flexible detergent setting and water only cleaning
- Selfadjusting brush speed according to floor type and application to save energy consumptions
- SmartKey™ separate user and superuser keys

The SC2000 mini ride-on scrubber dryer eases the working effort significantly compared a walk-behind machine. Taking working speed up to 6 km/h – from an average 4 km/h with a walk-behind scrubber dryer– the SC2000 has a great impact on both productivity and cleaning costs. It is very manoeuvrable even in narrow spaces thanks to its compact dimensions.



TrackClean™

TECHNICAL DATA

SC2000 FPKG PH UK

Voltage (V)	24
Productivity rate theoretical/ actual (m²/h)	3180/2230
Solution/recovery tank (l)	70/70
Brush quantity and type	1 Disc
Brush speed (rpm)	155
Brush/pad diameter (mm)	530/508
Brush pressure (kg)	15/30
Max speed (km/h)	6
Squeegee width (mm)	720
Length x width x height (mm)	1270x550x1020
Gross weight (gvw) (kg)	342
FEATURES	
Tip out recovery tank	•
Automatic squeegee lift in reverse	•
Blades can be used on 4 edges	•
Click on-off brush	•
Onboard charger	•
Ecoflex prepared	•
Squeegee	•
STANDARD EQUIPMENT	
SMART KEY USER	56116518
SMART KEY SUPERVISOR	56116519
FILLING HOSE	9100000952
ECOFLEX DETERGENT KIT SC2000	9100002389
BRUSH DISC 530MM 21 PROLENE BLUE	L08837025
BLADE SQUEEGEE 730MM 29 PU KIT	9100000490
BATT. 12V-105AH GEL MONOBLOC	80564400
CHARGER BATT. O/B 24V 100-230V EU KIT	9100000940
PAD HOLDER FLAT 20 508MM	9099671000
ITEM NO.	CM9087411020-01



Revolutionary deck system giving you superb performance

- Sliding deck concept; maximum comfort and performance, minimum effort and maintenance
- Ecoflex™ system that controls the consumption of water and detergent
- All working functions fully integrated into the steering wheel
- Patented automatic speed control that significantly increases operator safety
- Low noise mode makes daytime cleaning and cleaning of noise sensitive areas viable

The BR 652/752 series of compact ride-on scrubber dryers have been designed with an innovative deck system which is linked to the steering wheel and moves in sync with it, it guarantees the best cleaning performance with maximum comfort and minimum effort. The water track is completely covered by the squeegee so side skirts are no longer required. The super low noise level and compact design allows these machines to clean just about anywhere.



TrackClean™

TECHNICAL DATA	BR652 w/bat charger	BR752 w/bat charger
Voltage (V)	24	24
Rated power (W)	1500	1500
Sound pressure level at 1.5 m (dB(A) ISO 3744)	60 (57)	60 (57)
Productivity rate theoretical/ actual (m²/h)	3960/2770	4260/2980
Scrubbing width (mm)	660	710
Solution/recovery tank (l)	80/80	80/80
Brush quantity and type	2 Disc	2 Disc
Brush speed (rpm)	230	230
Brush/pad diameter (mm)	330/330	370/355
Brush pressure (kg)	30/48	32/50
Max speed (km/h)	6	6
Squeegee width (mm)	890	890
Length x width x height (mm)	1360x670x1200	1360x750x1200
Gross weight (gww) (kg)	446	448
FEATURES		
Back up warning alarm	•	•
Ecoflex prepared	•	•
Automatic speed control system	•	•
Sliding deck system (no side skirt)	•	•
Antishock retractable deck	•	•
Solution tank with easy drain system	•	•
Squeegee	•	•
STANDARD EQUIPMENT		
TRAY DEBRIS KIT	9098712000	9098712000
BLADES PU 890MM/35 KIT	9099855000	9099855000
CHARGER BATT. ON BOARD 24V 20A 230V KIT	9098198000	9098198000
SPLASH GUARD DECK 650MM/26	909 5224 000	
SPLASH GUARD DECK 750MM/30		909 5345 000
BATT. 6V-180AH GEL MONOBLOC (x4)	80564000	
PAD HOLDER BRIST. 13 330MM W/CENTER LOCK (x2)	909 5330 000	
BRUSH DISC 330MM 13 PROLENE BLUE (x2)	909 5332 000	
ITEM NO.	CM9087261020-13	9087263020



Better ergonomics, better reliability, better cleaning

- Ecoflex™ system for complete consumption control without any compromise on cleaning performance
- Easy to use OneTouch™ control panel
- High manoeuvrability allows cleaning in congested areas
- Integrated 3 stage vacuum reduces noise level to just 63dB(A) enabling daytime cleaning
- Up to 4.7 hours run time
- BR 855 is listed on the Water Technology List

The BR 755/755C/855 scrubber dryers focus on performance, ergonomics and reliability. The outstanding traction & adjustable scrubbing pressure enables excellent cleaning results. The OneTouch™ control panel makes them easy to operate & the robust design, low noise level & high manoeuvrability allows daytime cleaning in commercial & industrial markets.



TrackClean™

TECHNICAL DATA	BR755	BR755C	BR855
Voltage (V)	24	24	24
Rated power (W)	2040	1920	2160
Sound pressure level at 1.5 m (dB(A) ISO 3744)	63.7	63.7	63.7
Productivity rate theoretical/ actual (m ² /h)	4470/3130	4470/3130	5360/3750
Scrubbing width (mm)	710	710	860
Solution/recovery tank (l)	106/106	106/106	106/106
Brush quantity and type	2 Disc	2 Cylindrical	2 Disc
Brush speed (rpm)	250	900	250
Brush/pad diameter (mm)	355/355	-	430/432
Brush pressure (kg)	40/65/96	27/36/45	40/65/96
Max speed (km/h)	6.3	6.3	6.3
Length x width x height (mm)	1520x770x1310	1520x800x1310	1520x920x1310
Gross weight (gvw) (kg)	658	658	658
FEATURES			
Adjustable steering and seat	•	•	•
Back up warning alarm	•	•	•
One touch control panel	•	•	•
Polyurethane front & rear wheels	•	•	•
Fully external suction hose	•	•	•
Ecoflex prepared	•	•	•
Squeegee	•	•	•
STANDARD EQUIPMENT			
KIT SIDE SKIRT		56316194	
SKIRT BLADE KIT-GUM	56383488		56383488
BLADE KIT-SQUEEGEE-GUM 34			56382738
BLADE KIT-SQUEEGEE-GUM 28	56382734	56382734	
ITEM NO.	56601014	56601016	56601015



Providing you with unique added value benefits in industrial cleaning

- Modular scrub deck system, different scrub deck options and numerous brushes offers productive cleaning for different floor types
- Excellent traction through the introduction of high grip, non marking, high wear resistant polyurethane front and rear tyres
- Innovative squeegee concept that provides fast floor drying and maximum pick up
- Cleaning capacity up to 5500 m²/h provides productive and cost effective cleaning of large floor areas

The BR 850S is praised for its reliability & working performance. With a cleaning capacity of up to 5500 m²/h it provides productive & cost efficient cleaning for large commercial & industrial areas. Its excellent traction & innovative squeegee concept provides maximum pickup for faster drying floors. The Ecoflex™ system manages consumption and it has the function to boost water and detergent when needed for more aggressive cleaning tasks; green meets clean.



TrackClean™

TECHNICAL DATA	BR850CS Ecoflex	BR850S Ecoflex
Voltage (V)	36	36
Rated power (W)	2810	2820
Sound pressure level at 1.5 m (dB(A) ISO 3744)	68	68
Productivity rate theoretical/ actual (m ² /h)	5430/3800	5430/3800
Scrubbing width (mm)	810	810
Solution/recovery tank (l)	157/157	157/157
Brush quantity and type	2 Cylindrical	2 Disc
Brush speed (rpm)	900	250
Brush/pad diameter (mm)	-	410/406
Brush pressure (kg)	24/42/70	32/69/113
Max speed (km/h)	6.7	6.7
Squeegee width (mm)	1050	1050
Length x width x height (mm)	1550x910x1350	1550x880x1350
Gross weight (gvw) (kg)	705	705
FEATURES		
Adjustable steering and seat	•	•
Front and rear bumpers	•	•
Back up warning alarm	•	•
Cylindrical brush version	•	
Polyurethane front & rear wheels	•	•
Squeegee	•	•
Ecoflex installed	•	•
STANDARD EQUIPMENT		
KIT DEBRIS TRAY	56390779	56390779
BLADE DECK RED GUM	56410335	
BLADE KIT-DISC GUM SIDE		56315722
BLADE KIT-SQUEEGEE-GUM 34		56382738
BLADE KIT-SQUEEGEE-RED GUM 34	56382739	
ITEM NO.	56381011	56381009



The mid-size solution for high productivity and efficiency

- High productivity for value; cleans large spaces with optimal efficiency
- Better results; improved brush pressure and quicker drying time
- Fast, convenient, and ergonomic; automatic management of brush/squeegee
- Good manoeuvrability and transport thanks to squeegee control

If you need big performance from a more space-efficient scrubber dryer, the ride-on SC3500 is your ideal solution. With improvements to productivity, manoeuvrability, and ergonomics, this versatile addition to the Nilfisk GO-Line can handle large commercial or industrial environments with ease.



TECHNICAL DATA

SC3500 GO OBC

Voltage (V)	24
Rated power (W)	2658
Sound pressure level at 1.5 m (dB(A) ISO 3744)	69
Productivity theoretical/actual (m ² /h)	4260/2980
Scrubbing width (mm)	710
Solution/recovery tank (l)	110/110
Brush/pad diameter (mm)	355/355
Brush quantity and type	2 disc
Brush speed (RPM)	180
Brush pressure (kg)	30/50
Length x width x height (mm)	1620x760x1250
Gross weight (gvw) (kg)	545

FEATURES

Automatic squeegee lift in reverse	•
Solution level indicator	•
Blades can be used on 4 edges	•
Click on-off brush	•
One-Touch™ control panel	•
Water level indicator	•
Battery indicator	•

STANDARD EQUIPMENT

TRAY DEBRIS KIT	9100000795
DISC BRUSH-14 PROLITE 3 LUG	56505805
BLADE KIT-SQUEEGEE-GUM 34	56382738
BATT.6V-222AH AGM MONOBLOC	
KIT CHARGER	VR31052
BATT. 6V-180AH GEL MONOBLOC	80564000
BATT. 6V-200AH WET TUBULAR MONOBLOC	
BATTERY TRAY	

ITEM NO. **CM50000557-01**



Efficient large area cleaning

- Intermittent SmartFlow™ lever integrated into steering wheel reduces water flow on the deck, preventing splashes during turns
- Speed limiter function reduces operator fatigue during cleaning especially when navigating around obstacles
- Designed for cleaning different types of surfaces, from smooth to tiled floors
- Reliable and rugged construction in compact dimensions
- Fully protected scrub deck and side skirts using rugged steel doors with rollers to minimise the risk of machine or facility damage
- SmartKey™ system with two different levels of access, (super user and user keys)
- No tools are needed to replace/change or inspect the main components of the machine

The SC6000 is a next generation ride-on scrubber dryer with the size, speed, and technology to clean large indoor areas – at an extremely low Total Cost of Ownership. Available in 3 different versions; 86 cm or 105 cm dual discs deck or 91 cm dual cylindrical brushes deck, the rugged and reliable SC6000 is the ideal solution for cleaning large indoor areas.



TrackClean™

TECHNICAL DATA	SC6000 1050D	SC6000 860D	SC6000 910C
Voltage (V)	36	36	36
Rated power (W)	2700	2500	2700
Sound pressure level at 1.5 m (dB(A) ISO 3744)	69	69	69
Productivity rate theoretical/ actual (m ² /h)	9450/6620	7740/5420	8190/5730
Scrubbing width (mm)	1016	863	914
Solution/recovery tank (l)	190/190	190/190	190/190
Brush quantity and type	2 Disc	2 Disc	2 Cylindrical
Brush speed (rpm)	250	250	760
Brush/pad diameter (mm)	508	430	180
Brush pressure (kg)	up to 135	up to 135	up to 90
Squeegee width (mm)	1230	1090	1230
Length x width x height (mm)	1780x1170x1580	1780x990x1580	1780x1170x1580
Gross weight (gvw) (kg)	1070	1070	1075
Vibration level at the operator's body (m/s ²)	<0.35	<0.35	<0.35
Max. speed (km/h)	9 Fwd / 4.2 rev	9 Fwd / 4.2 rev	9 Fwd / 4.2 rev
Gradeability transport % (DEG)	18.5	18.5	18.5
Min. aisle turn (cm)	202	202	202
Sweeping path w./ single side broom (cm)	-	-	101.6
FEATURES			
Diagnostic system	•	•	•
Click on-off brush	•	•	
Debris tray	•	•	•
Ecoflex™ prepared	•	•	•
SmartKey system	•	•	•
Speed limiter	•	•	•
TrackClean ready	•	•	•
STANDARD EQUIPMENT			
ARM REST KIT-R/H ONLY	56383189	56383189	56383189
BACK-UP ALARM KIT	56116351	56116351	56116351
BEACON KIT	56116352	56116352	56116352
SEAT KIT-STANDARD	56116600	56116600	56116600
SMART KEY-SUPERVISOR	56116519	56116519	56116519
SMART KEY-USER	56116518	56116518	56116518
SQUEEGEE BLADE KIT-RED GUM J		56116704	
SQUEEGEE BLADE KIT-RED GUM K	56116705		56116705
SIDE BLADE KIT-RED GUM	56116706	56116706	56116706
ITEM NO.	56116004	56116005	56116003



Your reliable choice for large area cleaning

- Scrubbing width of up to 1300 mm ensuring high productivity
- Water tank capacity of 265 litres enables the operator to work for 1.5 hours before refilling
- AC traction unit reduces the total cost of ownership since the motor is maintenance free and has a high quality gearbox
- OneTouch™ control makes the driving and controlling the SC6500 easy
- Ecoflex™ system is reducing cost by saving water and detergent which is essential when cleaning large areas

The reliable SC6500 offers the best cleaning performance in its class thanks to its high brush pressure, powerful suction and drying efficiency. This fast & productive machine is ideal for large demanding commercial and industrial cleaning tasks. The reduced steering effort & OneTouch™ control makes operating the SC6500 easy.



TECHNICAL DATA	SC6500 1100C	SC6500 1100D	SC6500 1300C	SC6500 1300D
Voltage (V)	36	36	36	36
Productivity rate theoretical/ actual (m²/h)	9000/6300	9000/6300	11700/8190	11700/8190
Scrubbing width (mm)	1000	1000	1300	1300
Solution/recovery tank (l)	265/265	265/265	265/265	265/265
Brush quantity and type	2 Cylindrical	2 Disc	2 Cylindrical	3 Disc
Brush speed (rpm)	630	240	630	225
Brush/pad diameter (mm)	-	510/508	-	430/432
Brush pressure (kg)	38/54/90	43/90/145	38/54/90	43/90/145
Max speed (km/h)	9	9	9	9
Length x width x height (mm)	1870x1210x1480	1870x1080x1480	1870x1410x1480	1870x1330x1480
Gross weight (gvw) (kg)	1508	1460	1547	1506
FEATURES				
Back up warning alarm	•	•	•	•
Blades can be used on 4 edges	•	•	•	•
Disc deck		•		•
Cylindrical deck	•		•	
Ecoflex prepared	•	•	•	•
Break-Away squeegee clips	•	•	•	•
Squeegee	•	•	•	•
STANDARD EQUIPMENT				
SIDE BROOM	56413056		56413056	
LEFT SIDE BROOM ASSEMBLY	56413039		56413039	
RIGHT SIDE BROOM ASSEMBLY	56413040		56413040	
BLADE KIT-DISC RED GUM				56413770
BLADE KIT-DISC RED GUM 40		56413768		
SKIRT	56413654		56413654	
BLADE KIT-SQEEE RED GUM F	56413762	56413762		
KIT LINATEX SQUEEGEE BLADE H			56413766	56413766
ITEM NO.	56414023	56414022	56414025	56414024



Productive, powerful, green cleaning for large areas

- The widest counter rotating dual cylindrical scrub deck in its class increasing the efficiency
- Time-saving high volume tanks of 380 litres to enable cleaning of more than 9.200 m² without refill
- Safe and easy operation with OneTouch™ control panel, front steering system and ClearView™ design providing an excellent view of the floor
- Environmental friendly for both operator and surroundings with DustGuard™ misting system improving the dust free cleaning
- Reduced maintenance costs as there is no downtime due to repair of belts or chains on the engine.
- Available in diesel or LPG

The SC8000 offers a more productive, powerful, and greener solution for the cleaning of large areas – carried out in the most resourcesaving and cost-effective way. Productivity and efficiency is optimised through scrubbing and sweeping in one single pass, using the widest scrub deck on the market in its class. Power and reliability have reached a new level thanks to the introduction of the superior Kubota 1.6L LP engine. While the green aspects of cleaning, including limited use of water and detergent, can be controlled to perfection using the Nilfisk Ecoflex™ system.



TECHNICAL DATA	SC8000 1300 D	SC8000 1300 LPG	SC8000 1600 D	SC8000 1600 LPG
Sound pressure level at 1.5 m (dB(A) ISO 3744)	83	84	83	84
Productivity rate theoretical/ actual (m ² /h)	15860/11100	15860/11100	19760/13830	19760/13830
Scrubbing width (mm)	1220	1220	1520	1520
Solution/recovery tank (l)	380/380	380/380	380/380	380/380
Brush quantity and type	2 Cylindrical	2 Cylindrical	2 Cylindrical	2 Cylindrical
Brush speed (rpm)	470	470	470	470
Brush/pad diameter (mm)	280x1220	280x1220	280x1220	280x1220
Brush pressure (kg)	55/110/180	55/110/180	55/110/180	55/110/180
Max speed (km/h)	13	13	13	13
Squeegee width (mm)	1520	1520	1520	1520
Length x width x height (mm)	2540x1420x1470	2540x1420x1470	2540x1670x1470	2540x1670x1470
Gross weight (gvw) (kg)	1730	1730	1834	1834
FEATURES				
Tip out recovery tank	•	•	•	•
Automatic squeegee lift in reverse	•	•	•	•
Cylindrical deck: 2 brushes	•	•	•	•
Misting system	•	•		
Dual sweep units	•	•	•	•
Right scrub unit			•	•
Squeegee	•	•	•	•
STANDARD EQUIPMENT				
BROOM POLY SIDE	56462252	56462252		
BACK UP ALARM KIT	56305519	56305519	56305519	56305519
LEFT SIDE BROOM WITH MISTING K			56111670	56111670
BLADE KIT MAIN SCRUB-RED GUM	56111206	56111206	56111206	56111206
BLADE KIT-RT SCRUB-RED GUM			56111635	56111635
BLADE KIT-SQUEEG RED GUM H	56111650	56111650	56111650	56111650
BLADE SQGEE RED GUM RR H	56413642	56413642	56413642	56413642
KIT WARNING BEACON	56110907	56110907	56110907	56110907
ITEM NO.	56108125	56108124	56108127	56108126

Combination Machines

One machine that does it all

When the cleaning challenge is tough and diverse, you need a reliable and powerful quality solution. Nilfisk offers you a wide range of innovative and functional combination machines featuring dust-free sweeping, simple operation and easy service and maintenance.



The perfect fit for your application

Our machines eliminate dust, sweep for debris, spray the cleaning solution, scrub or sweep or do both in a single pass. For indoor use, they can be battery-powered or LPG-driven. And for demanding outdoor tasks, they can be diesel-driven.

More mobility means better cleaning performance

Large area cleaning in food processing plants, manufacturing facilities, warehouses, airports, exhibition centres and car parks are obvious places for using a Nilfisk combination machine.

Sustain the environment – and your savings

Nilfisk has introduced the first HYBRID combination machine reducing your total cost of ownership, including operation, labour and maintenance, while effectively increasing fuel economy and runtime efficiency. With Hybrid technology and Ecoflex™ we ensure you an environmentally sustainable solution.



Greener, cleaner, smarter - Hybrid and ePower driven combi machines

- ClearView sightlines and automatic speed reduction in turns for safer operation
- Quick access to all vital systems for easier inspection and maintenance
- Available with patented DustGuard™ airborne dust suppression technology
- High-capacity 198 litre front dry sweeper debris hopper with high-lift system
- Intuitive controls with OneTouch™ operation
- SmartFlow™ adjusts solution flow with the machine's speed, higher productivity with fewer dump and refill cycles per tankful
- Retractable offset deck and breakaway squeegee enhances edge scrubbing and resists damage from accidental impact
- OneTouch™, MaxAccess, NoTools. More efficient service, extreme commonality among platforms
- Hybrid technology and Ecoflex™
- Sweep, scrub and dry in one pass

The CS7010 reinvents an entire class of equipment by reducing total cost of ownership, including operation, labour and maintenance, while effectively increasing fuel economy and runtime efficiency. Now the most economical solution is also the most ecological. Available in three models, LPG-Hybrid, Diesel-Hybrid and ePower Battery the CS7010 delivers unparalleled performance, while replacing power-hungry, high-maintenance hydraulic system with efficient, state-of-the-art Electric Drive Technology.



TrackClean™

TECHNICAL DATA	CS7010 1200B	CS7010 1200D HYBRID	CS7010 1200LPG HYBRID	CS7010 1200 PETROL HYBRID
Motor power source	-	D1305, 3 cyl, 29 Hp (21.7 kW)	WG972, 3 cyl, 30 Hp (22 kW)	
Max. speed (km/h)	8.9	8.9	8.9	8.9
Productivity theoretical/ actual (m ² /h)	11080/7756	11080/7756	11080/7756	11080/7756
Productivity 2 side brooms theoretical/actual (m ² /h)				
Sweeping width (mm)	1540	1540	1540	1540
Scrubbing width (mm)	1245	1245	1245	1245
Min. turn-around aisle width (cm)	259/264	259/264	259/264	259/264
Solution/recovery tank (l)	284	284	284	284
Hopper volume (l)	113	113	113	113
Max. climbing rate (%)	17.6	17.6	17.6	17.6
Gross weight (gvw) (kg)	2593	2058	2121	2058
Length x width x height (mm)	2620x1650x1500	2620x1650x1500	2620x1650x1500	2620x1650x1500
Protection class / ip protection	IPX4	IPX4	IPX4	IPX4
Dirt tank (l)	110	110	110	110
Sound level lpa/lwa (dB(A))	-	102	103	102
Engine type	-	Kubota	Kubota	Kubota
Water flow (l/min.)	3.8-11.36	3.8-11.36	3.8-11.36	3.8-11.36
FEATURES				
Diagnostic system	•	•	•	•
Direct throw sweeping	•	•	•	•
Wet sweep by-pass	•	•	•	•
Ecoflex prepared	•	•	•	•
Multi-frequency filter shaker	•	•	•	•
Break away Squeegee	•	•	•	•
Scrubbing and sweeping	•	•	•	•
STANDARD EQUIPMENT				
FILTER-RECTANGULAR SYNTHETIC	56510354	56510354	56510354	56510354
BROOM MAIN 310X900 SPIRAL 6R MIX STEEL	33018858	33018858	33018858	33018858
BROOM-SIDE POLY	56510707	56510707	56510707	56510707
BLADE KIT-DECK-RED-GUM	56510374	56510374	56510374	56510374
BLADE KIT-SQGEE-RED GUM	56510371	56510371	56510371	56510371
ARM REST KIT-R/H ONLY	56383189	56383189	56383189	56383189
BACK-UP ALARM KIT	56511843	56511843	56511843	56511843
FLOOR MAT KIT	56509994	56509994	56509994	56509994
WARNING BEACON KIT	56511851	56511851	56511851	56511851
ITEM NO.	56511816	56511815	56511821	56511818



For heavy duty industrial cleaning

- Wide scrubbing area (137 cm), a sweeping width of 152 cm, 11 km/h working speed, plus 380 litre capacity solution and recovery tanks provide high productivity
- Huge hopper with 454 litre capacity provides increased operational time, and a dump height of 152 cm for emptying into any container
- Oil and grease is removed in one pass thanks to 272 kg scrubbing pressure
- Rear wheel power steering for better traction control
- Adjustable scrubbing pressure provides first class cleaning regardless of dirt level or floor condition

With an all steel construction, wrap around bumpers, king-sized tanks and hopper and a powerful 3-litre engine, the CR1500 combination machine is built to perform under the toughest of conditions.



TECHNICAL DATA	CR1500 LPG
Motor power source	LPG
Max speed (km/h)	9
Productivity rate theoretical/ actual (m ² /h)	12330/8630
Sweeping width (mm)	1520
Scrubbing width (mm)	1370
Min. turn-around aisle width (cm)	305
Solution/recovery tank (l)	380/380
Hopper volume (l)	454
Fuel tank (l)	35
Max climbing rate (%)	14
Gross weight (gvw) (kg)	2353
Length x width x height (mm)	2720x1500x1560
FEATURES	
Disc brush version	•
Tip out recovery tank	•
Automatic solution shut off	•
Panel filter with shaker	•
Power steering	•
Direct throw sweeping	•
Variable high dump system	•
STANDARD EQUIPMENT	
FILTER PANEL	7-24-04046
BROOM CURB POLYFIBRE 2000 DCA	8-08-03107
MAIN BROOM	8-08-03180
KIT REAR SQUEEGEE 7765/CR1500	56514860
KIT SIDE SQUEEGEE 7765/CR1500	56514859
BACK-UP ALARM	56409232
ITEM NO.	56514852



Cylindrical brush
For uneven floors, such as ceramics anti-slip floors (various models are available)



Brush
Used on uneven floors when debris collection is not needed (various models are available)



Pad holder
Used for pads



PADS
Various pads are available
Black & brown: Heavy-duty
Green & blue: Medium-duty
Red: Light-duty



Splash guard kit
Prevents the water from splashing on to the brush deck. Enables the squeegee to recollect all water



Beacon kit
Used on a ride-on scrubber/dryer particularly in industry to warn about the presence of the machine



Kit, vacuum motor
Allows squeegee better suction. Particularly useful when 100% recollection of water is needed



Kit, grammer seat
Better comfort to the operator



Onboard filling hose
Makes it easy to refill the machine anywhere



Blades
Various squeegee blade materials are available depending on the application and on the duty; gum, red gum and polyurethane



Wand kit
Allows the operator to clean difficult to reach areas



On-board charger



Ecoflex™ chemical kit
Ecoflex™ allows full control of the detergent to be used, less risk of damaging the floors due to overdosage, flexibility in the detergent selection (available for traction scrubber dryes and combi machines)

Overview of Accessories



Panel filter

The panel filter function is to control the dust in the hopper, it is water resistant as standard



Side broom

The side broom function is to sweep the dirt and debris away from the kerbs, walls, pallets etc. into the path of the main broom



Main broom

The main broom has an effective cleaning action to pick-up debris (industry)



Scrub brush

We provide brushes and pad holders that will give you the best possible cleaning performance



Heated water and high pressure washer options
(CS7000 only) – Improve cleaning efficiency and flexibility



Overhead guard
Protects the operator, recommended especially in industrial application



Cleaning out kit
Allows a better cleaning/ access to the recovery tank



Tower bumper kit
Protects the corners of the machine



Charger
Can charge both wet and maintenance free batteries



Charger plugs



High frequency charger
Can charge both wet and maintenance free batteries

The charger comes in different sizes depending on the size of battery for which it is intended







For more efficient cleaning,
just add Ecoflex™

Clean with detergent or green with just water? We say both. Nilfisk has perfected the art of sustainability and efficiency. Result: green meets clean in the superior and customisable Ecoflex™ – the smartest way to go.

Green cleaning has never been easier

Ecoflex™ brings you high cleaning performance using fewer resources. Ecoflex™ offers you the option to clean with just water – or with minimum detergent. It takes just one touch to choose between different cleaning intensity levels for the perfect green and efficient combination of water, brush pressure and detergent dosage as low as 0.3 percent.

Save money and the environment

Cleaning green with the Nilfisk Ecoflex™ system is efficient and ecofriendly. With greater flexibility you will save time, use fewer machines, and reduce water and detergent consumption. Today's increasing demands for cost efficiency are tough to meet, but now you can do more with less.

Flexibility built-in

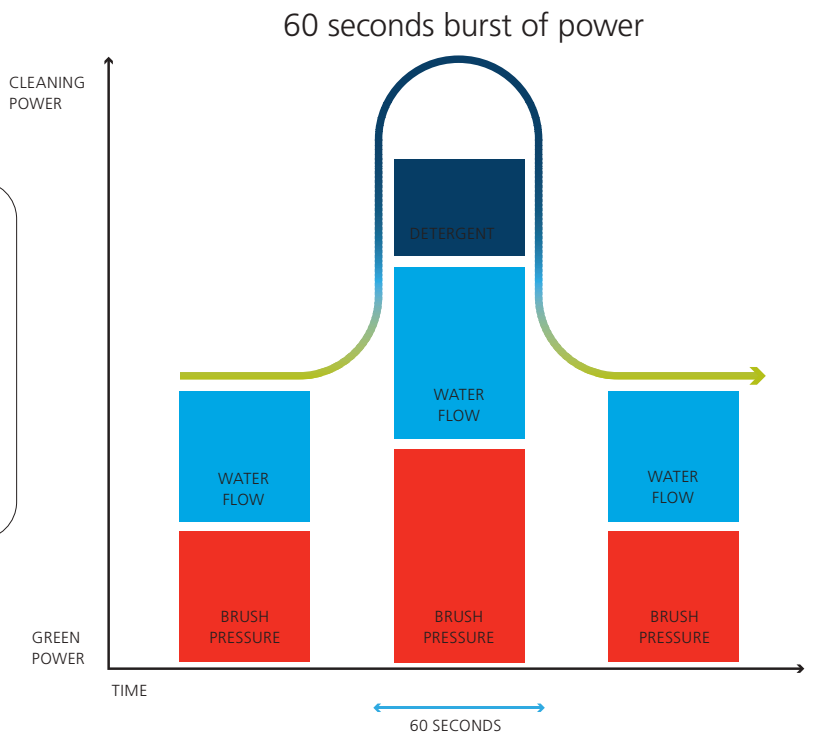
Different facilities require different cleaning. The Ecoflex™ system effectively eliminates the need to clean the floor several times over, in order to get those extra dirty patches. By applying just the right blend of brush pressure, water or detergent, the Ecoflex™ system is your professional and green solution to any cleaning challenge. The Ecoflex™ system effortlessly switches between cleaning intensity in one, easy pass.

EcoFlex™



Ecoflex video

Just push the button for a good, green clean – and push it again to handle dirty patches in one, efficient boost. You can call it one touch magic. We call it Ecoflex™.



See more about Ecoflex™ on www.nilfisk.co.uk/nilfisk.ie

Transparency and profitability at your fingertips...

The TrackClean™ fleet management system gives you 24/7 access to operational data so you know exactly what's happening, where it's happening and who's doing it. This allows you to monitor, verify and improve the operational effectiveness of your entire cleaning operation.



TrackClean™

- TrackClean™ records operational data of your fleet, ensures transparency, and increases your profitability
- TrackClean™ allows you to intelligently optimise your cleaning program, monitor cleaning performance and reduce cost
- The intuitive web portal is accessed via your PC, tablet device or smart phone and provides you with a detailed overview of machine activity
- Data is available 24/7 giving you the opportunity to optimise your machine deployment and reduce down-time whenever you need
- TrackClean™ notifies you if a machine has not cleaned as planned. This can help reduce your repair costs and down-time

Empower your Nilfisk

In order to ensure that your machine provides the best possible service, we recommend that you always use our range of batteries in your equipment. The technology of our machines is supplemented by batteries selected for their quality and durability, reliable operation and minimum maintenance. The capacity of the batteries in our program is measured in A/h (Amperes per hour) and is listed according to the European std. in A/5h.

Acid Batteries / WET batteries

The WET batteries are lead sulphate batteries, and they are made in a flat plate or tubular metal construction which are soaked in a sulphuric acid solution which produces a chemical reaction between the plates / tubes thus allowing the desired voltage and capacity to be reached. The lifetime of WET / acid batteries is measured in cycles. One cycle is equal to a full discharge / charge sequence, the lifetime of WET / acid batteries vary between 800-1500 cycles.

Semi Traction batteries are also available – these are WET / acid batteries manufactured with a different technology and with less cycles – typically 3-500 cycles.

WET / acid batteries release gas during the re-charging phase, which is why they regularly need to be refilled with distilled water. Charging of WET / acid batteries also needs to take place in dedicated ventilated room.

GEL batteries / Maintenance free batteries

The maintenance free batteries are sealed valve regulated batteries with the same dimensions as std. WET batteries, but maintenance free batteries have less capacity per unit. Maintenance free batteries can only be discharged down to 70% compared to a std. WET battery, which can be discharged

to 80%. This means that it is vital to be clear on the need when choosing maintenance free batteries.

The maintenance free batteries have some advantages compared to a std. WET battery such as:

- No water refill
- Lower power consumption during charging
- No acid spill on the machine or in the charging room
- No gassing during charging – no special room needed

Maintenance free batteries are approximately 35-50 % more expensive than standard WET batteries.

The lifespan of a battery

The lifespan of a battery is measured by charge and discharge sequences – one charge and discharge is one cycle. It is important to stress that the life span of all batteries are shortened if the battery is not allowed to fully recharge after use – i.e. if the battery is put to use before it is fully charged it will be damaged.


The no. of cycles is an important quality indicator on all traction batteries – the more cycles – the longer the life span. The average level of cycles for a conventional battery in the market is 6-800 while all Nilfisk machines can be equipped with batteries that considerably exceed the average of useful cycles.

Eco Brilliance Pads

– renovate floors in four easy steps

With the Nilfisk Eco Brilliance pad system you can renovate your floor during daily cleaning. Use 4 pads in 4 steps to achieve a clean and shiny floor. The 4 steps have to be repeated in the same way and correct order to achieve perfect results.

The 4 pad system can also be used to intensively renovate floors but this will increase the downtime of the surface. Before renovating a floor consider the daily traffic in the area. If daily traffic is high you consider how shiny the floor needs to be, as higher shine floors require extra maintenance.



Better results

The Nilfisk Eco Brilliance pad not only saves time, but is environmentally friendly and gives a better result compared to traditional pads. The method was developed for soft stone or concrete floors, but it also gives an excellent result on other floor types, such as plastic and linoleum and polished surfaces. It is best-suited to shops, foyers and other heavy traffic which require not just cleanliness, but also a shiny, attractive surface.

The environment and result

The combination of pads and clean water give perfect cleaning results and minimise residues. In heavily soiled areas or production zones, detergent can be added if required. Almost all Nilfisk scrubber dryers can be fitted with the Ecoflex™ dosing system for nonchemical cleaning, allowing the addition of detergent as required.

- Renovates old and worn floors and restores shine.
- Brings floor restoration to a more economical level.
- Simple system for renovating floors during daily cleaning.
- Buffs floors to the desired shine.

How to get clean shiny floors

To get clean shiny floors the 4 different pads should be used in 4 steps renovating your floors. Starting with the step 1 red pad it needs to pass the same surface between 6 to 10 times depending on the floor condition before moving to the next step. All steps need to be done with water and the water needs to be removed between every step. For renovating large areas a scrubber dryer is recommended but if the surface is smaller a single disc together with a wet vac can do the job fast and easy. This is also a fast way to make a demonstration on a small surface to confirm which result can be achieved.

Need a high gloss?

If a high gloss floor is preferred the step 4 green pad can be used dry with a burnisher or high speed single disc machine with 300- 2000 rpm.

This will give an easy to clean surface with very high shine. To preserve this level daily maintenance may need to be increased depending on daily traffic.

ECO BRILLIANCE PADS RANGE

STEP 1 - COARSE - RED

Use the red pad to remove old and worn surfaces, leaving a clean matt finish.



STEP 3 - FINE - YELLOW

Use yellow pad for daily cleaning which removes dirt and scratches, leaving a satin surface which is easy to keep clean. The renovation can stop here but continue to use the yellow pad in the daily cleaning to preserve this condition of the floor.



STEP 2 - MEDIUM - BLUE

Use the blue pad to prepare the surface still leaving a clean but less matt finish.



STEP 4 - VERY FINE - GREEN

Use the green pad for daily cleaning which removes dirt and scratches, leaving a shiny surface. For high gloss the green pad can be used dry on a high speed burnisher or a high speed single disc machine depending on floor type. This high shine can require extra work to be maintained if the daily traffic of the area is high.



Eco Pads

– cleaner floors and a greener world

With Eco Pads we offer you an eco-friendly way to clean, maintain and preserve the gloss of your floors. The Eco Pads are available in 8 variants for the most common floor surfaces such as terrazzo, natural stone, concrete, vinyl and epoxy. Eco Pads are made of 100% recycled synthetic fibre material (polyester), and the primary source of materials is recycled soda and water bottles!



Blue – Cleaner Pad

The Blue Cleaner Pad is constructed of polyester fibers in a semi open texture nonwoven fabrication and is specially designed for medium wet scrubbing or heavy duty spray cleaning. Use with a neutral floor cleaning solution to remove old soiled floor finish layers. This product is also used to scrub soiled hard surface floors such as concrete when used with appropriate cleaning chemicals. Aggressively removes heavy dirt and scuff marks. Ideal for use on machine speeds up to 350 RPM.



Brown – Stripping Pad

The Brown Stripping Pad is constructed of polyester fibers in a semi open texture nonwoven fabrication and is designed for medium duty stripping. Use with water based floor stripping solution to remove worn and soiled floor finishes or sealers. For use on standard electric floor machines or automatic scrubbers. Ideal for use on machines speeds up to 350 RPM.



E-Green – Scrub Pad

The E-Green Scrub Pad is constructed of polyester fibres in a semi open texture nonwoven fabrication and is designed for deep scrubbing. Use with a cleaning solution to scrub hard floor surfaces. This pad will aggressively remove dirt and scuff marks from heavily soiled floors. For use on standard electric floor machines or automatic scrubbers. Ideal for use on machine speeds up to 350 RPM.



E-Black – Stripping Pad

The E-Black Stripping Pad is constructed of polyester fibers in a semi open texture nonwoven fabrication. Designed for customers who want a more dense nonwoven pad. Use with water based floor stripping solution to remove worn and soiled floor finishes or sealers. For use on standard electric floor machines or automatic scrubbers. Ideal for use on machine speeds up to 350 RPM.



Red – Buffing Pad

The Red Buffing Pad is used for light cleaning and buffing. It will remove light scuff marks and dirt while producing a high gloss shine. For use on standard electric floor machines, orbital scrubbers and automatic scrubbers. Ideal for use on machine speeds up to 800 RPM.



Tan – Buffing Pad

The Tan Buffing is a floor maintenance pad used for light cleaning and buffing. It will remove light scuff marks and dirt while producing a high gloss shine. For use on standard electric floor machines, orbital scrubbers and automatic scrubbers. Ideal for use on machine speeds up to 800 RPM.



Remover – Ultra High Speed Burnishing Pad

The Remover floor maintenance UHS burnishing Pad is constructed of polyester fibers in a textured nonwoven fabrication. Used to burnish/polish floor finish to a high gloss, for soft and hard finishes. This pad has a special finder formulation that allows the pad to effectively remove black marks and restore gloss in one pass. Ideal for use on machine speeds up to 3000 RPM.



White – Super Polish Pad

The White Polish floor maintenance Pad is made of polyester fibers in a dense textured, nonwoven pattern, bonded with a sturdy adhesive. This extra fine pad has been designed for polishing clean, dry floors. Use dry or with a fine water mist to produce a high gloss wet look to newly finished floors. For use with standard electric floor machines, orbital scrubbers and automatic scrubbers. Ideal for use on machine speeds up to 1000 RPM.

Sweepers

The reliable multi-tasker

The Nilfisk sweeper will help you pick up debris whilst retaining the dust. The mechanical system is designed to sweep up debris (large waste, light materials or heavy dust) and control the air

quality of returned air to the environment. For this purpose we are using Nilfisk's reliable vacuuming and filtration systems.



Easier maintenance. Increased productivity

An exclusive Nilfisk "tool-free" system making it easier to maintain, the main broom, the side broom and the filter. It allows you to adjust the brush, as it wears out, meaning that the sweeping performance will be maintained throughout its lifespan.

Quality filters and filter shaker

The Nilfisk dust control sweeping system has been designed for optimal performance: a large vacuum turbine, a filter with a large surface area will retain the dust and the filter shaker ensures that the filter is always clean. The design of the filter shaking system is as important as the size of the filter.

Keep dust where it belongs with DustGuard™

The exclusive DustGuard™ feature with misting nozzles that spray a fine fog of moisture to the front and side brooms, effectively controls airborne dust for a cleaner environment.

A broom for every application

A complete range of Nilfisk accessories such as main or side broom in PPL, natural fibres, steel and nylon mix. Washable or antistatic panel filters. Optional accessory kits: flashing lights, headlights, non-marking wheels, reverse warning, bumpers or cabins.



Push your cleaning to a new level

- Over-throw system with two brooms to ensure excellent sweeping performance when dealing with large debris
- Capacity for long time cleaning: 34-litre hopper, which can be kept open for disposal of larger litter or emptying bins
- Large non-marking wheels make pushing and steering simple for the user
- Built-in filter for improved dust control and user comfort
- Rugged corrosion proof frame
- Virtually service free, simple mechanical construction with gear and belt drive. No motor or battery

The SW200 and SW250 walk-behind sweepers offer effective sweeping indoors and outdoors. Compared to a manual broom, it will pick up and remove dust, dirt, sand, nails, bolts, cigarettes, etc. up to 6 times faster than a manual broom. Being compact and light, you can also use this sweeper when space is limited or in congested areas. The brooms are rotated by the gear system as the machine is pushed forward by the user, making the sound level low.



TECHNICAL DATA	SW200	SW250
Power source	Manual	Manual
Productivity rate main broom theoretical/actual (m ² /h)	1920/960	1920/960
Productivity rate 1 side broom theoretical/actual (m ² /h)	2800/1400	2800/1400
Productivity rate 2 side brooms theoretical/actual (m ² /h)	-	3680/1840
Working width w/right side broom (mm)	700	700
Working width w/2 side brooms (mm)	-	920
Hopper volume (l)	38	38
Main broom (mm)	480	480
Weight (kg)	19,5	20
Length x width x height (mm)	790x375x870	790x375x870
FEATURES		
Adjustable handle	•	•
Soft handle	•	•
Ergonomic handle	•	•
Folding handle	•	•
Two side brooms		•
No tool main broom adjustment	•	•
No tool side broom adjustment	•	•
Dust filter	•	•
Gear driven main broom	•	•
STANDARD EQUIPMENT		
MAIN BROOM	VP11211	VP11211
SIDE BROOM	VP11406	VP11406
FILTER	VP11902	VP11902
ITEM NO.	50000493	50000494



Quiet and easy cleaning helps you achieve maximum productivity

- At just 59 dbA, the SW 750 can be used in even the most noise sensitive areas
- On-board battery (46Ah) and battery charger are supplied as standard. The battery provides up to 2 hours run time on hard floors, allowing sweeping of approximately 6,000 sq.mtrs. Optional 77 Ah battery increases running time to 3.5 hours
- The main and side brushes are adjustable to ensure perfect pressure on the floor at all times and in all conditions
- Thanks to the polyester filter the SW 750 can be used in both wet and dry applications

This battery powered, truly versatile sweeper can go anywhere and be used for cleaning everything from retail areas to gas stations. What's more, it comes with an on-board charger as standard to save time. It cleans so silently that it can be used even in the most noise sensitive areas.



TECHNICAL DATA	SW750
Motor power source	Battery 12V
Max speed (km/h)	4
Productivity 1 side broom theoretical/actual (m ² /h)	2880/1730
Productivity 2 side brooms theoretical/actual (m ² /h)	-
Working width with right side broom (mm)	720
Working width with 2 side brooms (mm)	-
Sound pressure level (dB(A))	59
Hopper volume (l)	60
Max climbing rate (%)	20
Length x width x height (mm)	998x800x1100
Operating weight (kg)	68
FEATURES	
Led Battery Meter	•
Compact design	•
Direct throw sweeping	•
Non marking traction wheels	•
Adjustable handle	•
Manual filter shaker	•
STANDARD EQUIPMENT	
FILTER POLYESTER KIT	1463161000
BROOM SIDE 109X315 PPL 0.5	146 3035 000
BROOM MAIN 200X500 CHEVRON 6R PPL 0.7	1463174000
BATTERY 12V 49AH AGM MONOBLOC	1464483000
CHARGER BATT. ON BOARD 12V 6A 100-230V	146 3051 000
ITEM NO.	CM908 4701 010-02



Increasing productivity through improved performance and ergonomics

- All controls can be operated from operator position
- Broom changes, and other maintenance tasks, can be carried out without tools
- Traction lever integrated into the handlebar to easily change the speed
- 60 litre hopper on wheels which is easy to roll off from the sweeper
- Side broom control on handlebar
- Automatic on/off when side broom is lowered/raised
- Electric shaker system for quicker and more

The SW900 walk-behind sweeper for both indoor and outdoor use offers dust free removal of dry debris, even on carpet areas. Valuable features such as total control from the operator position, a hopper with wheels and excellent cleaning performance will increase your everyday productivity. The SW900 is easy and comfortable to operate with the ergonomic handle which is also completely foldable for convenient storage and transportation.



TECHNICAL DATA	SW900 B	SW900 P
Motor power source	Battery	Petrol
Max speed (km/h)	4.5	4.5
Productivity 1 side broom theoretical/actual (m ² /h)	3715/2230	3715/2230
Productivity 2 side brooms theoretical/actual (m ² /h)	4725/2835	4725/2835
Working width with right side broom (mm)	825	825
Working width with 2 side brooms (mm)	1050	1050
Sound pressure level (dB(A))	70	78
Hopper volume (l)	60	60
Max climbing rate (%)	20	20
Length x width x height (mm)	1390x870x1100	1390x870x1100
Operating weight (kg)	143	88.5
FEATURES		
Dust collection	•	•
Electrical filter shaker	•	•
Battery version	•	
Battery Meter	•	
Petrol version		•
Wet sweep by-pass	•	•
Onboard charger	•	
STANDARD EQUIPMENT		
FILTER POLYESTER	1464691000	1464691000
BROOM SIDE 109X315 PPL 0.5	146 3035 000	146 3035 000
COUNTER HOUR 24V KIT	9096951000	9096951000
FILTER SHAKER ELECTRIC KIT	1467677000	1467677000
BROOM MAIN 265X600 CHEVR. 6R PPL 0.5-0.8	1465215000	1465215000
CHARGER BATT. ON BOARD 12V 25A SIP	1466519000	
BATT. 6V-180AH GEL MONOBLOC (x2)	80564000	
ITEM NO.	CM9084110010-09	9084111010



You get the job done quickly, discreetly and efficiently

- The batteries have a running time of up to 2.5 hours and with the on-board charger, it can be recharged anywhere (battery version)
- Fully adjustable seat and steering column for better ergonomoy
- It turns in less than 2 m
- Climbing ability up to 16% inclines
- Equipped with electrical filter shaker for better filter cleaning
- The filter and brushes can be accessed quickly and easily without tools for service and replacement

The SR 1000S works fast, is small enough to fit into a lift, manoeuvrable enough to reach the tight corners, comes in either a battery or petrol version for indoor or outdoor work and is durable to withstand tough working conditions.



TECHNICAL DATA	SR1000S B w/left side broom	SR1000S P w/left side broom
Motor power source	Battery 24V	Petrol, 2.2kW/2.9Hp
Max speed (km/h)	5.5	5.5
Productivity 1 side broom theoretical/actual (m ² /h)	-	-
Productivity 2 side brooms theoretical/actual (m ² /h)	5500/3850	5500/3850
Working width with right side broom (mm)	-	-
Working width with 2 side brooms (mm)	1000	1000
Sound pressure level (dB(A))	71.6	77
Hopper volume (l)	50	50
Max climbing rate (%)	20	20
Length x width x height (mm)	1255x795x1155	1255x795x1155
Operating weight (kg)	224	203
FEATURES		
Flap lifting device	•	•
Adjustable steering and seat	•	•
Electrical filter shaker	•	•
Hopper with wheels and handle	•	•
Key switch	•	•
Parking brake	•	•
Two side brooms	•	•
STANDARD EQUIPMENT		
FILTER PAPER	146 1888 000	146 1888 000
BROOM SIDE 180X350 NYLON	146 0678 000	146 0678 000
BROOM MAIN 265X600 CHEVRON 6R PPL 0.7	146 0748 000	146 0748 000
ITEM NO.	908 4201 010	908 4205 010



Economical and productive sweeper

- Adjustable seat and steering column for ergonomic and safe operation
- Quality design includes polyethylene construction and steel frame body for rugged, professional use
- Dust panel filter has 4.3 m² of surface area for better dust control
- Electrical filter shaking system cleans the filter automatically every 5 minutes.
- Climbing rate up to 20%
- Extra long run time (6 hours) made possible by optional battery tray. 4 hours run time with standard batteries (battery version)
- No tools needed to access brushes and filter for minimal downtime

The SR 1101 makes cleaning both economical and productive. It is easy to operate and the self-explanatory operating panel means less operator training time is needed. The SR 1101 is available in both battery and petrol versions for indoor or outdoor operation with a large range of optional accessories which provides the right tools for specific jobs. Superb manoeuvrability and a tight turning radius permits cleaning in narrow, congested areas.



TECHNICAL DATA	SR1101 B	SR1101 P
Motor power source	Battery 24V	Petrol 2.9kW/3.9Hp
Max speed (km/h)	5	5
Productivity 1 side broom theoretical/actual (m ² /h)	4900/3430	4900/3430
Productivity 2 side brooms theoretical/actual (m ² /h)	6300/4410	6300/4410
Working width with right side broom (mm)	980	980
Working width with 2 side brooms (mm)	1260	1260
Sound pressure level (dB(A))	63.8	78.3
Hopper volume (l)	70	70
Max climbing rate (%)	20	20
Length x width x height (mm)	1480x930x1220	1480x930x1220
Operating weight (kg)	465	392
FEATURES		
Flap lifting device	•	•
Electrical filter shaker	•	•
Back up warning alarm	•	•
Low dump	•	•
Wet sweep by-pass	•	•
Forward & backward pedel	•	•
STANDARD EQUIPMENT		
FILTER PAPER PANEL	1463523000	1463523000
BROOM SIDE 180X400 MIX STEEL	1466140000	1466140000
BROOM MAIN 300X700 CHEVR. 6R PPL 0.5-0.7	145 4879 000	145 4879 000
ITEM NO.	9084310010	9084312010



Maximising performance, reducing dusts and costs

- OneTouch™ Sweeping makes it easy to operate
- Maintenance is easy since no tools are needed for broom and filter removal and easy access to all components makes maintenance and service fast and easy
- The retractable, spring loaded side brooms, spring away on impact, which means that they do not break or damage any obstacles they touch
- The optional DustGuard™ misting system adds to the dust free sweeping improving the environment and working conditions for the operator
- An electrical time Liberator™ multi-frequency filter shaker cleans the filter efficiently even in dusty applications

The SW4000 ride-on sweeper is available in battery, LPG and petrol versions. OneTouch™ Sweeping makes it easy to operate since all functions are activated and terminated simultaneously thus saving wear and energy. The comfortable operator compartment is easy to access, has an adjustable seat and the retractable hopper can be closed from the compartment for safe and simple dumping. The SW4000 combines high performance with ergonomic operation and low total costs of ownership.



TrackClean™

TECHNICAL DATA	SW4000 B	SW4000 LPG	SW4000 P
Motor power source	Battery 24V	LPG Honda 4.1 kW	Petrol Honda 4.1 kW
Max speed (km/h)	7	7	7
Productivity 1 side broom theoretical/actual (m²/h)	6825/4780	6825/4780	6825/4780
Productivity 2 side brooms theoretical/actual (m²/h)	8750/6125	8750/6125	8750/6125
Working width with right side broom (mm)	975	975	975
Working width with 2 side brooms (mm)	1250	1250	1250
Sound pressure level (dB(A))	65	75	75
Hopper volume (l)	75	75	75
Max climbing rate (%)	20	20	20
Length x width x height (mm)	1640x1035x1330	1640x1035x1330	1640x1035x1330
Operating weight (kg)	824	622	594
FEATURES			
Flap lifting device	•	•	•
Electrical filter shaker	•	•	•
Hour Meter	•	•	•
Battery Meter	•		
Variable high dump system	•	•	•
Wet sweep by-pass	•	•	•
STANDARD EQUIPMENT			
FILTER PANEL POLYESTER ULTRA WEB	1464839000	1464839000	1464839000
BROOM SIDE 280X450 MIX STEEL	1465318000	1465318000	1465318000
MAT FLOOR KIT	1464957000	1464957000	1464957000
BROOM MAIN 340X700 CHEVRON 6R PPL 0.8	1463913000	1463913000	1463913000
BEACON KIT	1464948000	1464948000	1464948000
ITEM NO.	9084400010	9084402010	9084401010



The real industrial Hybrid powered sweeper in the industry

- Innovative brush adjustment system maintains exceptional sweeping performance and increased hopper filling throughout the life of the main broom
- Optional Hybrid kit allows flexible cleaning (can sweep indoor and outdoor with the same machine simply switching from engine to battery power), low emissions and noise level for more productive sustainable cleaning
- All sweeping functions activated by OneTouch™ button and pressing the drive pedal
- All functions automatically stop when not driving to reduce consumptions
- High quality components and assembly
- Automatic speed reduction in tight curves and operating the hopper

- Optional DustGuard™ system to reduce dust created by the side brooms
- Climb upto 20% inclines while sweeping

The SW5500 offers a highly productive, comfortable and cost-effective way to sweep large floors and outdoor areas free of dust and debris. The sweeping width and hopper capacity of this sweeper enables you to speed up cleaning time. At the same time, the SW5500 provides more sustainability with the optional hybrid technology which reduces emissions and the noise level of the sweeper.



TrackClean™

TECHNICAL DATA	SWEeper SW5500 B	SWEeper SW5500 D	SWEeper SW5500 LPG
Motor power source	Battery 24V	Diesel, Yanmar 4.1 kW	LPG, Honda 6.3 kW
Max speed (km/h)	9	10	10
Productivity 1 side broom theoretical/actual (m ² /h)	10575/7405	11750/8225	11750/8225
Productivity 2 side brooms theoretical/actual (m ² /h)	13500/9450	15000/10500	15000/10500
Working width with right side broom (mm)	1175	1175	1175
Working width with 2 side brooms (mm)	1500	1500	1500
Sound pressure level (dB(A))	68	85	79
Hopper volume (l)	150	150	150
Max climbing rate (%)	20	20	20
Length x width x height (mm)	1875x1200x1565	1875x1200x1565	1875x1200x1565
Operating weight (kg)	1101	838	871
Filter cleaning system	Timed multi-frequency	Timed multi-frequency	Timed multi-frequency
FEATURES			
Charging indicator	•		
Multi-frequency filter shaker	•	•	•
Electric start		•	•
Speed indicator	•	•	•
Overheat indicator		•	•
Main broom worn alarm	•	•	•
Timed multi-frequency filter shaker	•	•	•
STANDARD EQUIPMENT			
FILTER PANEL PAPER ULTRA WEB	1467174000	1467174000	1467174000
BROOM SIDE 302X500 PPL 1.5 BLACK	1466670000	1466670000	1466670000
BROOM MAIN 360X850 8R PPL 0.8	1465717000	1465717000	1465717000
BEACON KIT	1464948000	1464948000	1464948000
ITEM NO.	9084410010	9084412010	9084411010



Technically advanced sweeper that reduces your cleaning costs

- Excellent sweeper manoeuvrability thanks to the power steering (STD)
- The exclusive DustGuard™ system effectively controls airborne dust by providing a fine mist of moisture to the front and side brushes
- Smart and easy to use controls simplify operation and reduce operator errors
- MaxAccess™ system provides fast and easy access to facilitate servicing
- The strong yet lightweight rotomoulded polyethylene covers and bumpers over a steel chassis provide automobile industry quality protection
- NoTools™ system speeds main broom and side broom changing cutting down on service time
- Ramp climbing ability up to 25%

The SR 1601 series consists of a choice of diesel or LPG engine, or 48 V battery powered operation for outdoor or indoor use. These are the most technically advanced sweepers in their category, with innovations that increase productivity whilst simplifying operating & servicing requirements. Designed for industrial applications such as heavily soiled factories and construction the sweeper has excellent operator visibility & manoeuvrability for increased safety & better cleaning coverage.



TECHNICAL DATA	SR 1601	SR 1601 D	SR 1601 HD	SR 1601 LPG	SR 1601 MAXI	SR 1601 MAXI	SR 1601 MAXI
Motor power source	Battery 48V	Diesel, 3cyl. 16,3 kW	Diesel, 3cyl. 16,3 kW	LPG, 3cyl. 23.1kW/31HP	Diesel, 3cyl. 16,3 kW	Battery 48V	LPG, 3cyl. 23.1kW/31HP
Max speed (km/h)	8	12	12	12	12	8	12
Productivity 1 side broom theoretical/actual (m ² /h)	10000/7000	15000/10500	15000/10500	15000/10500	10000/7000	10000/7000	10000/7000
Productivity 2 side brooms theoretical/actual (m ² /h)	12800/8960	19200/13440	19200/13440	19200/13440	19200/13440	12800/8960	19200/13440
Working width with right side broom (mm)	1250	1250	1250	1250	1250	1250	1250
Working width with 2 side brooms (mm)	1600	1600	1600	1600	1600	1600	1600
Sound pressure level (dB(A))	69.5	88	88	87	88	69.5	87
Hopper volume (l)	315	315	315	315	315	315	315
Max climbing rate (%)	20	25	25	25	25	20	25
Length x width x height (mm)	2220x1320x1460	2220x1320x1460	2220x1320x1460	2220x1320x1460	2220x1320x1460	2220x1320x1460	2220x1320x1460
Operating weight (kg)	1295	1050	1268	1052	1070	1315	1072
FEATURES							
Left side broom ppl					•	•	•
Power steering	•	•	•	•	•	•	•
Adjustable steering					•	•	•
Misting system					•	•	•
Adjustable seat	•	•	•	•	•	•	•
STANDARD EQUIPMENT							
FLTR PANEL ULTRA-WEB CELLULOSE	8-24-04139-1	8-24-04139-1	8-24-04139-1	8-24-04139-1	8-24-04139-1	8-24-04139-1	8-24-04139-1
BROOM LEFT SIDE PPL KIT					33019173	33019173	33019173
BROOM SIDE 300X500 PPL 1.5	33021313	33021313	33021313	33021313	33021313	33021313	33021313
AMBER STROBE NO OHG	56507038	56507038	56507038	56507038	56507038	56507038	56507038
ARMREST RT SEAT KIT	33019556	33019556	33019556	33019556	33019556	33019556	33019556
HOPPER PROTECTION KIT			33021392				
PRE MISTING SYST. 12V KIT					33019175		33019175
PRE MISTING SYST. 48V KIT						33019377	
PULLEY D3 HT KUBOTA KIT			33020810				
STEERING ADJUSTABLE KIT					33019174	33019174	33019174
WHEELS FOAMED KIT		33022245	33022245	33022245	33022245		33022245
WHEELS SOLID KIT	33023020					33023020	
BROOM MAIN 310X900 CHEVRON 6R PPL 0.7	33018853	33018853		33018853	33018853	33018853	33018853
BROOM MAIN 310X900 CHEVRON 6R PPL 1.0			33021206				
HOPPER DUST FLAP KIT			33020372				
ITEM NO.	13300103	13300101	13300175	13300105	13300148	13300149	13300161



Sweep up to a two metre path in one go

- The unique DustGuard™ feature with misting nozzles sprays a fine fog of moisture to the front and side brooms
- The main broom 1.3 metre sweeping path is the widest in the industry, providing better performance and faster cleaning
- The strong polyethylene covers offer a high driving protection and even absorbing bumps
- The huge and comfortable operator compartment combined with a clear view of the working zone ensures greater safety during daily operation

The SW8000 is available in diesel or LPG powered variants. With its extraordinary 2 metre wide sweeping path, you can clean large areas such as car parks, warehouses and factory floors and it will only take you a fraction of the time. The SW8000 is designed with attention to details that matter to you such as better safety features, easier operator control, simple maintenance and function features that provide better performance, reliability and a lower total cost of cleaning.



TECHNICAL DATA	SW8000 165D CAB HEATER AC	SW8000 D	SW8000 LPG
Motor power source	Diesel	Diesel	LPG
Max speed (km/h)	15	15	15
Productivity 1 side broom theoretical/actual (m ² /h)	23925/16750	23925/16750	23925/16750
Productivity 2 side brooms theoretical/actual (m ² /h)	29000/20300	29000/20300	29000/20300
Working width with right side broom (mm)	1650	1650	1650
Working width with 2 side brooms (mm)	2000	2000	2000
Sound pressure level (dB(A))	82.8	82.8	80.6
Hopper volume (l)	400	400	400
Max climbing rate (%)	20	20	20
Length x width x height (mm)	2410x1630x1500	2410x1630x1500	2410x1630x1500
Operating weight (kg)	1593	1435	1427
FEATURES			
Adjustable steering and seat	•	•	•
Fuel gauge	•	•	•
Headlights	•	•	•
Amber safety beacon	•	•	•
Ergonomic driver seat	•	•	•
Parking brake	•	•	•
Variable high dump system	•	•	•
STANDARD EQUIPMENT			
FLTR PANEL ULTRA-WEB CELLULOSE	8-24-04139-1	8-24-04139-1	8-24-04139-1
SIDE BROOM POLY 41 DEGREES	56508498	56508498	56508498
AMBER STROBE CAB	56508825		
AMBER STROBE NO OHG		56507038	56507038
ARM REST RH ONLY	7-03-04250	7-03-04250	7-03-04250
BACK UP ALARM KIT	56507023	56507023	56507023
FOAM FILLED TIRE KIT	56507037	56507037	56507037
SWITCH KIT-OPERATOR PRESENCE	56107668	56107668	56107668
TILT STEERING OPTION	56107810	56107810	56107810
MAIN BROOM PROEX-WIRE	56507424	56507424	56507424
ITEM NO.	56383690	56107513	56107512



Main broom natural
For applications with fine dust, sensitive floors and carpet sweeping




Main broom steel+ppl
Popular for use to sweep both indoors and outdoors



Headlight
Can be fitted to the front of the sweeper to improve visibility



Flashing beacon
Draws attention to the machine in its working environment



Side broom protection
Protect the side brooms of the machine



On-board charger
For both Wet and Gel Batteries



Non marking skirts
Skirts for sweeping on highly sensitive floors



Carpet kit
Non marking skirts, natural fibre main and side brooms, pre-filter. To be used in carpet sweeping applications



Brush, left side kit
Sweeps the dirt and debris into the path of the main broom. Enlarges the total sweeping path and consequently the productivity of the sweeper



Filters
Paper filter: Works well in dry, high dust conditions
Polyester: Excellent in moist applications, can be washed, dried and re-used



Overhead guard
For additional operator safety, especially in warehouses and Industry



Main broom natural

Excellent material for dust control and sweeping fine debris, but has a relatively shorter wear life than other materials.



Main broom PPL + steel

Popular for use to sweep both indoors and outdoors



Main broom PPL

Superior pickup of sand, gravel and litter. Less aggressive on the floor compared to the PPL+STEEL



Solid, Super elastic tires

Can not puncture, mostly used in industry with metal chips or nails



Suspension seat

Comfortable seat with adjustable suspension based on operator's weight



Front corner guards

Protect the front of the machine



Litter vac

Suitable for cleaning hard to reach spots like dock plates, under steps or shelving etc.



DustGuard™ kit

To control air borne dust on the side broom/s



Working light front

The front and rear lights provide light on focused areas where the headlights do not reach



Working light rear



Overhead guard

For additional operator safety, especially in warehouses and industry



Raised air intake

Elevates engine air intake level. Used in very dusty applications

Single Discs, Burnishers and Carpet Extractors

A clean carpet leaves a lasting impression

For cleaning carpets and hard floor surfaces, we have a carpet extractor range of machines and single discs that will show your floors off to their best advantage. Clean carpets

or shiny floors increase feelings of well-being and comfort, whether it is your staff or people visiting hotels, schools, hospitals, homes, boutiques or shops.



Less water. Less chemicals. Same great results

The carpet extractor machines clean the carpet quickly and efficiently. With the injection-extraction system, the injector sprays water and detergent on the carpet, while the cylinder brush washes and the vacuum attachment picks up the dirty water, leaving the carpet completely clean. Nilfisk carpet extractors are of high quality design and our first class engineering saves both water and chemicals.

Clean your floors to a longer life

If you require a finish that adds shine to a marble, terrazzo or vinyl floor, then rotating appliances are the ideal choice. The crystallising process consists of spreading a crystallising liquid evenly over the floor to protect it and block the pores and joints between the paving stones. After the floor has been crystallised at low speed, it is polished with a high-speed rotating head. The application of this protective coating means great savings, as it facilitates maintenance and prolongs the life of the floor.

Dry foam cleaning for faster results

The rotating appliances also offer the option of cleaning carpeted floors with "dry foam" method. The foam is produced by a 230V/50Hz blower mounted on the top of the water tank of the single disc machine and spreads directly in the centre of the nylon brush through a nozzle mounted at the bottom of the base of the machine.

This method ensures no risk of carpet peeling after cleaning, prevents its discoloration and allows a quicker drying process after the task has been performed.



Powerful and easy to operate for a variety of cleaning applications

- Robust aluminium construction for extended life
- Large wheels make it possible to move the machines over thresholds, steps and up and down stairs
- Lightweight and easy to operate
- Ergonomic handle with soft grip for operator comfort
- A complete range of optional accessories to suit specific tasks
- Low noise level enables daytime cleaning

There are three models in the FM400 Series a low, high and dual speed single disc suitable for light-duty use, everyday cleaning and real heavy-duty work. Whether the demand is for scrubbing, polishing, spray cleaning, stripping, burnishing or bonnet mopping, there is a unit here for you.



TECHNICAL DATA	FM400 L	FM400 H	FM400 D
Rated power (W)	1100	1500	1100/1500
Sound pressure level at 1.5 m (dB(A) ISO 3744)	59	61	61
Brush/pad diameter (mm)	430	430	430
Brush/pad speed (RPM)	180	410	185/370
Brush torque (nm)	63	36	58/40
Cable length (m)	15	15	15
Height motorhousing (mm)	323	323	323
Height w/handle vertical (mm)	1236	1236	1236
Weight (kg)	37	40	40
Length x width x height (mm)	572x445x1236	572x445x1236	572x445x1236
FEATURES			
Cable holder		•	
Click on-off brush		•	
Off-set brush		•	•
Spray cleaning	•		
Carpet shampooing	•		•
Dual Power			•
Sanding	•		
Cable holder	•	•	
Ergonomic handle	•	•	•
High visibility cable		•	•
Integrated plug holder	•	•	•
Easy cable change	•		
Belt drive		•	•
ITEM NO.	56380057	56380060	56380062



Ease of use and reliability at a competitive price

- 15m cable with practical cable holder
- Safety features include dead mans switch, safety button & high visibility cable
- Robust design - metal frame, big wheels, bumpers and gloss paint
- Ergonomic handle for ease of use and operator comfort

The BU500 burnisher is a handy and easy to use floor polishing machine. With a folding handle and big wheels it is easy to transport and can be in operation within a few seconds. The modern design emphasises the robustness, durability and easy cleaning of the machine. Furthermore, it is suitable for marble maintenance.



TECHNICAL DATA	BU500
Protection class / ip protection	IPX0
Rated power (W)	1100
Sound pressure level at 1.5 m (dB(A) ISO 3744)	>70
Brush/pad diameter (mm)	510
Brush/pad pressure (g/cm ²)	10
Brush/pad speed (RPM)	1500
Brush torque (nm)	12
Cable length (m)	15
Height motorhousing (mm)	na
Height w/handle vertical (mm)	1261
Weight (kg)	41
Length x width x height (mm)	824x566x1261
FEATURES	
Cable holder	•
Ergonomic handle	•
Folding handle	•
High visibility cable	•
Easy cable change	•
Belt drive	•
Burnishing	•
ITEM NO.	56380064



For medium and large areas nothing compares to this outstanding burnisher

- Simple controls and low profile design make operating the unit easier and safer
- Self-regulating pad pressure eliminates the need for adjustments and reduces operator errors
- The burnishing deck automatically lifts when the motor is turned off for better floor protection
- On board battery charger saves downtime and adds convenience
- Excellent active dust control with HEPA filtration optional for dust sensitive areas

The BU800 represents the most technically advanced means of restoring and maintaining a high gloss shine on floors. The many features include easier-than-ever operation, added safety considerations, passive and (optional) active dust control.



TECHNICAL DATA

BU800

Protection class / ip protection	IPX4
Rated power (W)	1500
Sound pressure level at 1.5 m (dB(A) ISO 3744)	68
Brush/pad diameter (mm)	508
Brush/pad pressure (g/cm ²)	Automatic
Brush/pad speed (RPM)	1500
Weight (kg)	79
Length x width x height (mm)	1270x580x1050

FEATURES

Dust collection	•
Non marking traction wheels	•
Pressure regulation	•
Floating deck	•
Ergonomic handle	•

STANDARD EQUIPMENT

CHARGER BATTERY 36V 21A	41036A
-------------------------	--------

ITEM NO.

56383526

Overview of Accessories



Pad holders
Low speed
High speed
Flexi



5 brushes satellite system
Available with different bristles diameter and material (for 510 B/B3 only)



Natural fiber
For uneven and sensitive floors



Hard floor brush
For medium/heavy scrubbing



Heavy duty brush
For deep cleaning, difficult removal and stripping



Hard pads
Black: stripping
Brown: stripping
Blue: stripping/scrubbing



Soft pads
Orange Green: polishing high speed. Beige: polishing low speed. White: spray cleaning/polishing



Medium pads
Green: scrubbing
Red: soft scrubbing/spray cleaning.



Foam generator
For carpet dry foam method



Dust skirt
To be applied together with vac unit (dry applications)



Spray bottle kit
For spray cleaning applications



Solution tank
For scrubbing applications



ECO brilliance pads



A new era of carpet cleaning

- Front mounted nozzle makes dumping faster and easier for the operator
- The removable, increased capacity recovery tank along with the stowable handle make dumping and refilling much simpler
- Ergonomic adjustable handle for easy operation – adjusts to the height of the operator
- A floating brush head adjusting automatically for better carpet contact and improved water recovery
- A larger tank with increased water capacity provides extended cleaning time and fewer refills
- Large wheels for easy manoeuvrability for up/down stairs

This machine is ideal for cleaning your high and light traffic carpeted areas and not only removes dirt and water, but the machine also meets the highest standards to extend the life of your carpets. The ES300 has a powerful vacuum motor for efficient removal of dirt and faster drying times. Besides its great productivity and cleaning performance, the ES300 is easy to operate.



TECHNICAL DATA	ES300 NILFISK
Rated power (W)	1824
Working width (mm)	410
Suction width (mm)	480
Pump pressure (bar/psi)	-/120
Brush speed (rpm)	1950
Solution/recovery tank (l)	34/26.5
Sound pressure level at 1.5 m (dB(A) ISO 3744)	68
Length x width x height (mm)	711x489x813
Vacuum motor power (W)	1119
Brush motor (W)	249
Gross weight (gvw) (kg)	46.3
Vacuum shoe width (cm)	48
Vacuum waterlift. (cm)	3048
FEATURES	
Adjustable handle	•
No tool brush removal	•
No tool vacuum shoe removal	•
Hard floor cleaning	•
Removable recovery lid	•
Ergonomic handle	•
Solution tank with easy drain system	•
STANDARD EQUIPMENT	
HAND TOOL/HOSES ASSEMBLY	56265767
BRUSH ASSEMBLY 16	56265044
ITEM NO.	CM56265503-01



Hard floor squeegee kit
For ES300 on hard floors



Carpet accessory kit
For AX 14. For use in corners, under furniture, on soft floors



Reliability in partnership – flexibility in purchase

Financial planning is essential to all businesses. At Nilfisk we recognise the need to offer flexible financing options that make the latest and best cleaning products available while maintaining budgetary control. Finding solutions to effective financing is as much a part of our business as the cleaning solutions themselves. So let's talk.

Stay up-to-date with the right financing

We offer sensible financial packages that enable you to upgrade your products to meet changes in the market and application environments, allowing you to be up-to-date at all times. Below you will find an overview of our financial packages and their key advantages. They are adapted to local laws and conditions, so they may vary from country to country. Please contact your local Nilfisk representative for detailed information on the financial offerings available.

FINANCIAL SOLUTION	DEFINITION	KEY ADVANTAGES
Leasing	The machines are sold through a leasing company which in return will lease the machines to you for a fixed number of years.	<ul style="list-style-type: none"> • No tie up of capital • Fixed monthly instalment • Leasing expenses are tax deductible • Improved balance sheet performance
Short-term rental	For the occasional need you can rent a Nilfisk machine for a shorter term period (limited range of machines available).	<ul style="list-style-type: none"> • Coverage of ad hoc needs • Short term commitment • Flexible renting periods • Covers seasonal changes in demand
Long-term rental	<p>The machines are sold through a leasing company which in return will lease the machines to you.</p> <p>The monthly instalment includes a full service contract.</p> <p>Flexibility regarding upgrade / exchange or return of machines can be built into the contract.</p>	<ul style="list-style-type: none"> • 100% cost transparency and increased flexibility • No tie up of capital • Full service contract • Fixed monthly instalment • Leasing expenses are tax deductible • Improved balance sheet performance • Machines according to need • Easy calculation of cleaning cost • Replacement machines
Individual solutions	Let us tailor-make a solution meeting your specific requirements based on a mix of the various purchase and service options.	<ul style="list-style-type: none"> • Customer specific solutions • Solution to logistical problems • Dedicated service resources • Special service requirements • Mix of purchase and finance options



Professional service makes a difference



Making the most of your cleaning has two important requirements. The ability to deploy high quality cleaning machines is a critical first step. But having easy and quick access to professional service is another key factor in running your operations smoothly, predictably, and with maximum uptime. That is why we are highly committed to delivering our Service Solutions to you.

Nilfisk Service Solutions not only provide fast and reliable back-up in the event of a breakdown. They also provide the reassurance of scheduled maintenance visits from our trained technicians. You can rest assured that your machines will run at their

optimum throughout their lifetime – and keep your business performing at its best. We understand that productivity is what matters to you.

Nilfisk Service Solutions – how can we help you?

We realise that one size does not fit all. When signing a service contract with Nilfisk you have the opportunity to select between a range of different service solutions developed to match your specific needs. We are ready to assist you in choosing the professional service contract that best suits your operations.

Balancing your needs and demands

We suggest that you carefully consider how important the following factors are to you before settling on a specific service programme:

- Maximised uptime
- Fast response time
- Knowing your service costs at all times
- Regular maintenance visits

Nilfisk
Service Solutions
STANDARD

Service Solutions Standard – Professional maintenance

Your contract encompasses two yearly maintenance visits and 48 hours response time. Breakdown visits and spare parts are billed separately.

Nilfisk
Service Solutions
PLUS

Service Solutions Plus – Optimised performance

With the Plus solution you have a firm grip on your maintenance and repair costs while knowing that your performance is never compromised, only optimised.

Nilfisk
Service Solutions
PREMIUM

Service Solutions Premium – Maximised uptime

If uptime is your absolute top priority and key concern, Service Solutions Premium is the best choice. A quarterly maintenance visit is included, and there are no sudden financial surprises.

Nilfisk Service Solutions – a billing model for every need

Based on our customers' feedback we present three different Nilfisk Service Solutions to you. Each solution consists of a carefully selected set of features, fit to match specific needs – and made for you and your business to benefit from.

You can choose between different billing models. Please ask our sales or service team for more details, and do not hesitate to contact us if you have any special requirements.

CONTRACT COMPONENTS	STANDARD	PLUS	PREMIUM
Labour & travel costs	Yes	Yes	Yes
Extended warranty	Yes	Yes	Yes
Service report at all visits	Yes	Yes	Yes
Yearly maintenance visits	2	2	4
Response time	48h	48h	24h
Spare parts	X	Yes	Yes
Breakdown coverage	X	Yes	Yes
Consumables	X	X	Yes
Misuse and abuse insurance	X	X	Yes
Loan machine	X	X	Yes
Weekend coverage	X	X	Yes

The conditions and specifics of each element included in Nilfisk Service Solutions may be subject to local change.

A series of horizontal dotted lines for writing.

A series of horizontal dotted lines spanning the width of the page, providing a guide for writing.



At Nilfisk, we are proud to be one of the world's leading manufacturers of professional cleaning equipment with a heritage of over 110 years in the industry. With global company headquarters in Denmark, our products are produced in Europe, the Americas and China, and used worldwide. Nilfisk has an extensive network of sales entities across 45 countries and is represented in more than 100 countries around the world.

Our products cover the broad range of needs of the professional cleaning customer. Our main product lines are floor care equipment – such as professional scrubber-dryers and sweepers, vacuum cleaners and high-pressure washers.

Our products are recognised for their high quality and reliability.

We see sustainability as an integral part of sound business practice. We develop cleaning solutions that provide you with cleaning efficiency while using less energy, less water and less detergent. When we reduce consumption of resources, it benefits both you and the environment. As your professional business partner, we must constantly innovate our business in order to strengthen yours. This is the promise Nilfisk makes to you as your trusted partner.

Find more information on www.nilfisk.co.uk/nilfisk.ie